


## Official results for Orienteering World Cup Final - Middle

Name: Middle






















Organiser:  Finland

Date: 28 September 2024

Classes: Show all | [Men](#) | [Women](#)

### Men 5 500 m, 143 starting competitors

Plac	Name	Organisation	Time	Diff	Km time
1	Eirik Langedal Breivik	 NOR	29:17		5:19
2	Kasper Harlem Fosser	 NOR	29:46	+0:29	5:24
3	Max Peter Bejmer	 SWE	30:30	+1:13	5:32
4	Eetu Savolainen	 FIN	30:47	+1:30	5:35
5	Viktor Svensk	 SWE	30:49	+1:32	5:36
6	Jannis Bonek	 AUT	30:59	+1:42	5:38
7	Gustav Bergman	 SWE	31:15	+1:58	5:40
8	Joey Hadorn	 SUI	31:26	+2:09	5:42
9	Albin Ridefelt	 SWE	31:27	+2:10	5:43
10	Olli Ojanaho	 FIN	31:28	+2:11	5:43
11	Emil Svensk	 SWE	31:34	+2:17	5:44
12	Martin Regborn	 SWE	31:35	+2:18	5:44
13	Teemu Oksanen	 FIN	31:47	+2:30	5:46
14	Ruslan Glibov	 UKR	31:50	+2:33	5:47
15	Jorgen Baklid	 NOR	31:52	+2:35	5:47
16	Tomas Krivda	 CZE	31:58	+2:41	5:48
17	Daniel Hubmann	 SUI	32:11	+2:54	5:51
18	Matthias Kyburz	 SUI	32:15	+2:58	5:51
19	Akseli Ruohola	 FIN	32:20	+3:03	5:52
19	Fabian Aebersold	 SUI	32:20	+3:03	5:52
21	Lauri Sild	 EST	32:33	+3:16	5:55
22	Jonas Egger	 SUI	32:40	+3:23	5:56
23	Touko Seppa	 FIN	32:42	+3:25	5:56
23	Martin Hubmann	 SUI	32:42	+3:25	5:56
25	Magne Daehli	 NOR	32:53	+3:36	5:58
26	Antoine Becaert	 FRA	33:03	+3:46	6:00
27	Simon Imark	 SWE	33:04	+3:47	6:00
28	Mikko Eerola	 FIN	33:16	+3:59	6:02
29	Ralph Street	 GBR	33:18	+4:01	6:03
30	Lukas Liland	 NOR	33:24	+4:07	6:04
31	Miika Kirmula	 FIN	33:30	+4:13	6:05
32	Tino Polsini	 SUI	33:44	+4:27	6:08
33	Havard Sandstad Eidsmo	 NOR	33:45	+4:28	6:08
34	Tim Robertson	 NZL	33:47	+4:30	6:08
35	Jonas Hubacek	 CZE	33:50	+4:33	6:09
36	Lucas Basset	 FRA	33:51	+4:34	6:09
37	Daniel Vandas	 CZE	33:56	+4:39	6:10
38	Martin Roudny	 CZE	34:08	+4:51	6:12
39	Quentin Andrieux	 FRA	34:16	+4:59	6:13
40	Sander Arntzen	 NOR	34:23	+5:06	6:15
41	Timo Sild	 EST	34:25	+5:08	6:15

Plac	Name	Organisation	Time	Diff	Km time
42	Mathieu Perrin	 FRA	34:29	+5:12	6:16
43	Uldis Upitis	 LAT	34:42	+5:25	6:18
44	Vegard Jarvis Westergard	 CAN	34:43	+5:26	6:18
45	Isak Jonsson	 NOR	34:44	+5:27	6:18
46	Ferenc Jonas	 HUN	34:45	+5:28	6:19
47	Loic Marty	 FRA	34:48	+5:31	6:19
48	Joshua Dudley	 GBR	35:07	+5:50	6:23
49	Jurgen Joonas	 EST	35:09	+5:52	6:23
50	Samu Heiska	 FIN	35:19	+6:02	6:25
51	Rudolfs Zernis	 LAT	35:35	+6:18	6:28
52	Francesco Mariani	 ITA	35:37	+6:20	6:28
53	Janis Hutzli	 SUI	35:41	+6:24	6:29
54	Simon Harden	 GBR	35:54	+6:37	6:31
55	Zefa Faavae	 NZL	36:01	+6:44	6:32
56	Rasmus Moeller Jess	 DEN	36:11	+6:54	6:34
57	Florian Freuler	 SUI	36:16	+6:59	6:35
58	Quentin Rauturier	 FRA	36:23	+7:06	6:36
59	Tobias Alstad	 NOR	36:35	+7:18	6:39
60	Nicolas Kastner	 AUT	36:46	+7:29	6:41
61	Fricis Spektors	 LAT	36:50	+7:33	6:41
62	Ole Hennisler	 GER	37:04	+7:47	6:44
63	Alastair Thomas	 GBR	37:05	+7:48	6:44
64	Jakub Chaloupsky	 CZE	37:30	+8:13	6:49
64	Riccardo Casanova	 GER	37:30	+8:13	6:49
66	Laurits Bidstrup Moller	 DEN	37:34	+8:17	6:49
67	Zoltan Bujdoso	 HUN	37:46	+8:29	6:52
68	Kristo Heinmann	 EST	37:47	+8:30	6:52
69	Elias Hinge Krogsgaard	 DEN	37:53	+8:36	6:53
70	Euan Tryner	 GBR	37:56	+8:39	6:53
71	Milos Nykodym	 CZE	37:57	+8:40	6:54
72	Julien Vuitton	 FRA	38:01	+8:44	6:54
73	Rihards Krumins	 LAT	38:07	+8:50	6:55
74	Csaba Gerber	 HUN	38:10	+8:53	6:56
74	Simon Tobler	 AUT	38:10	+8:53	6:56
76	Daniel Pompura	 SVK	38:21	+9:04	6:58
77	Alvaro Casado	 ESP	38:24	+9:07	6:58
78	Algirdas Bartkevicius	 LTU	38:27	+9:10	6:59
79	Jakub Chupek	 SVK	38:32	+9:15	7:00
80	Michal Olejnik	 POL	38:39	+9:22	7:01
81	Anton Johansson	 SWE	38:44	+9:27	7:02
82	Eduardo Gil Marcos	 ESP	38:55	+9:38	7:04
83	Matiss Saulite	 LAT	39:04	+9:47	7:06
84	Brodie Nankervis	 AUS	39:09	+9:52	7:07
85	Rotem Yasur	 ISR	39:10	+9:53	7:07
86	Bojan Blumenstein	 GER	39:29	+10:12	7:10
87	Ossi Rasmus Priks	 EST	39:35	+10:18	7:11
88	Mathias Peter	 AUT	39:36	+10:19	7:12
89	Christian Michelsen	CAN	39:40	+10:23	7:12
90	Jacob Steinthal	DEN	39:44	+10:27	7:13
91	Sebastian Inderst	ITA	39:55	+10:38	7:15

Plac	Name	Organisation	Time	Diff	Km time
92	Nitsan Yasur	 ISR	39:56	+10:39	7:15
92	Uku Laur Tali	 EST	39:56	+10:39	7:15
94	Lukas Novak	 AUT	40:06	+10:49	7:17
95	Adam Jonas	 SVK	40:08	+10:51	7:17
96	Toby Scott	 NZL	40:12	+10:55	7:18
97	Alastair George	 AUS	40:20	+11:03	7:20
98	Georg Groell	 AUT	40:47	+11:30	7:24
99	Mattia Debertolis	 ITA	40:50	+11:33	7:25
100	Oleksandr Marchuk	 UKR	41:12	+11:55	7:29
101	Jonas Gabs	 DEN	41:35	+12:18	7:33
102	Vilius Aleliunas	 LTU	41:46	+12:29	7:35
103	Valters Reneslācis	 LAT	41:54	+12:37	7:37
103	Joseph Barrett	 USA	41:54	+12:37	7:37
105	Ruairi Short	 IRL	41:59	+12:42	7:38
106	Peleg Mitzafon	 ISR	42:08	+12:51	7:39
107	Vasco Mendes	 POR	42:11	+12:54	7:40
108	Simon Krekels	 BEL	42:22	+13:05	7:42
109	Andrew Barnett	 AUS	42:27	+13:10	7:43
110	Asbjorn Kalsoft	 DEN	42:58	+13:41	7:48
111	David Rojas	 ESP	43:08	+13:51	7:50
112	Isaac Hernandez Pindado	 ESP	43:17	+14:00	7:52
113	Cillín Corbett	 IRL	43:42	+14:25	7:56
113	Yuki Nitami	 JPN	43:42	+14:25	7:56
115	Anselm Reichenbach	 GER	43:49	+14:32	7:58
116	Timon Lorenz	 GER	43:52	+14:35	7:58
117	Adam Conway	 JPN	44:04	+14:47	8:00
118	Colm Moran	 IRL	44:11	+14:54	8:02
119	Matthew Gooch	 GBR	44:22	+15:05	8:04
120	Konstantin Kunckel	 GER	44:31	+15:14	8:05
121	Gian Andrin Coolen	 NED	45:03	+15:46	8:11
122	Filip Kubina	 SVK	45:11	+15:54	8:12
123	Evert Leeuws	 BEL	45:25	+16:08	8:15
124	Mateusz Dzioba	 POL	45:40	+16:23	8:18
125	Peter Nagy	 HUN	45:52	+16:35	8:20
126	Jan Erik Naess	 CAN	45:55	+16:38	8:20
127	Joao Magalhaes	 POR	46:59	+17:42	8:32
128	Gregory Ahlswede	 USA	47:03	+17:46	8:33
128	Itsuki Ito	 JPN	47:03	+17:46	8:33
130	Laurence Quinn	 IRL	47:29	+18:12	8:38
131	Kostiantyn Shchukin	 UKR	48:18	+19:01	8:46
132	Toby Wilson	 AUS	48:54	+19:37	8:53
133	Wojciech Kowalski	 POL	49:16	+19:59	8:57
134	Rotem Yogev	 ISR	49:51	+20:34	9:03
135	Ioan Iacob	 ROU	50:11	+20:54	9:07
136	Tsz Chun Jason Wong	 HKG	50:30	+21:13	9:10
137	Lorenzo De Biasi	 ITA	52:05	+22:48	9:28
138	Andrei Golovei	 MDA	53:20	+24:03	9:41
139	Lok Hin Ma	 HKG	58:25	+29:08	10:37
140	Ho Yin Chung	 HKG	58:30	+29:13	10:38
141	Tsz Wai Yu	 HKG	1:05:38	+36:21	11:56


Plac	Name	Organisation	Time	Diff	Km time
	Luis Nogueira	ESP	disqualified		
	Loic Capbern	FRA	did not finish		
	Artem Panchenko	UKR	did not start		

## Women

4 500 m, 117 starting competitors

Plac	Name	Organisation	Time	Diff	Km time
1	Tove Alexandersson	SWE	28:31		6:20
2	Simona Aebersold	SUI	29:18	+0:47	6:30
3	Marie Olaussen	NOR	29:25	+0:54	6:32
4	Hanna Lundberg	SWE	29:32	+1:01	6:33
5	Sanna Fast	SWE	29:45	+1:14	6:36
6	Andrine Benjaminsen	NOR	29:50	+1:19	6:37
7	Venla Harju	FIN	30:07	+1:36	6:41
8	Johanna Ridefelt	SWE	30:22	+1:51	6:44
9	Marika Teini	FIN	31:15	+2:44	6:56
10	Ane Dyrkorn	NOR	31:19	+2:48	6:57
11	Maija Sianoja	FIN	31:26	+2:55	6:59
12	Ingrid Lundanes	NOR	31:43	+3:12	7:02
13	Kamilla Steiwer	NOR	31:46	+3:15	7:03
14	Pia Young Vik	NOR	31:59	+3:28	7:06
15	Miia Niittynen	FIN	32:07	+3:36	7:08
16	Victoria Haestad Bjornstad	NOR	32:11	+3:40	7:09
17	Ines Berger	SUI	32:25	+3:54	7:12
18	Megan Carter Davies	GBR	32:26	+3:55	7:12
19	Sabina Aumo	FIN	32:41	+4:10	7:15
20	Karolin Ohlsson	SWE	33:02	+4:31	7:20
21	Elisa Mattila	FIN	33:03	+4:32	7:20
22	Malin Agervig Kristiansson	DEN	33:13	+4:42	7:22
23	Marion Aebi	SUI	33:27	+4:56	7:26
24	Goeril Roenning Sund	NOR	33:29	+4:58	7:26
25	Paula Gross	SUI	33:30	+4:59	7:26
26	Milja Vaataja	FIN	33:57	+5:26	7:32
27	Hanna Wisniewska	POL	33:59	+5:28	7:33
28	Annika Simonsen	DEN	34:00	+5:29	7:33
29	Denisa Kralova	CZE	34:01	+5:30	7:33
30	Grace Molloy	GBR	34:07	+5:36	7:34
30	Evely Kaasiku	EST	34:07	+5:36	7:34
32	Helena Karlsson	SWE	34:30	+5:59	7:40
33	Alva Sonesson	SWE	34:31	+6:00	7:40
34	Erika Kaellvik Leufven	SWE	34:44	+6:13	7:43
34	Aleksandra Hornik	POL	34:44	+6:13	7:43
36	Alina Niggli	SUI	34:49	+6:18	7:44
37	Lilly Graber	SUI	34:51	+6:20	7:44
38	Isia Basset	FRA	35:11	+6:40	7:49
39	Elza Kuze	LAT	35:19	+6:48	7:50
40	Elin Svantesson	SWE	35:32	+7:01	7:53
41	Eef van Dongen	NED	35:47	+7:16	7:57
42	Jasmina Gassner	AUT	35:51	+7:20	7:58
43	Lucie Semikova	CZE	36:09	+7:38	8:02

Plac	Name	Organisation	Time	Diff	Km time
44	Miri Thrane Oedum	DEN	36:11	+7:40	8:02
45	Tereza Rauturier	CZE	36:14	+7:43	8:03
46	Sandra Grosberga	LAT	36:17	+7:46	8:03
47	Hanna Mueller	GER	36:25	+7:54	8:05
48	Cecile Calandry	FRA	36:38	+8:07	8:08
49	Ida Agervig Kristiansson	DEN	36:42	+8:11	8:09
50	Sofie Bachmann	SUI	36:44	+8:13	8:09
51	Tereza Kosova	CZE	36:53	+8:22	8:11
52	Jo Shepherd	GBR	37:34	+9:03	8:20
53	Filipa Rodrigues	POR	38:16	+9:45	8:30
54	Ana Isabel Toledo	ESP	38:22	+9:51	8:31
55	Ausrine Kutkaite	LTU	38:23	+9:52	8:31
56	Anna Groell	AUT	38:39	+10:08	8:35
57	Hotz Sanna	SUI	38:45	+10:14	8:36
58	Lotte Jauhojarvi Markussen	DEN	38:50	+10:19	8:37
59	Mariia Tymoshchuk	UKR	38:53	+10:22	8:38
60	Annick Meister	SUI	39:17	+10:46	8:43
61	Birte Friedrichs	GER	39:32	+11:01	8:47
62	Viktoria Mag	HUN	39:49	+11:18	8:50
63	Laura King	GBR	39:54	+11:23	8:52
64	Carina Polzer	AUT	39:56	+11:25	8:52
65	Ylvi Kastner	AUT	40:02	+11:31	8:53
66	Signe Sirma	LAT	40:09	+11:38	8:55
67	Rachel Brown	GBR	40:19	+11:48	8:57
68	Jana Peterova	CZE	40:22	+11:51	8:58
69	Anna Nilsson Simkovics	AUT	40:25	+11:54	8:58
70	Kaia Joergensen	NZL	40:28	+11:57	8:59
71	Ewa Bernaciak	POL	40:32	+12:01	9:00
72	Madara Brice	LAT	40:36	+12:05	9:01
73	Florence Hanauer	FRA	40:39	+12:08	9:02
74	Hanna Sudol	POL	40:58	+12:27	9:06
75	Juliette Basset	FRA	41:12	+12:41	9:09
76	Rachel Baker	NZL	41:15	+12:44	9:10
77	Lucie Lataste	FRA	41:27	+12:56	9:12
78	Venla Taulavuori	FIN	41:41	+13:10	9:15
79	Tereza Smelikova	SVK	41:56	+13:25	9:19
80	Sigrid Ruul	EST	42:24	+13:53	9:25
81	Maddalena De Biasi	ITA	42:32	+14:01	9:27
82	Agnes Noergaard Kracht	DEN	42:33	+14:02	9:27
83	Ida Oebro	DEN	42:54	+14:23	9:32
84	Nicoline Friberg Klysner	DEN	43:09	+14:38	9:35
85	Marianne Haug	EST	43:20	+14:49	9:37
85	Niamh Hunter	GBR	43:20	+14:49	9:37
87	Yevheniia Veremeienko	UKR	43:22	+14:51	9:38
88	Feia Tsyvilska	UKR	43:35	+15:04	9:41
89	Julia Krekels	BEL	44:24	+15:53	9:52
90	Patricia Nieke	GER	45:22	+16:51	10:04
91	Hannah Thiels	BEL	45:26	+16:55	10:05
92	Jessica Lucchetta	ITA	45:43	+17:12	10:09
93	Olena Pitirimova	UKR	45:56	+17:25	10:12

Plac	Name	Organisation	Time	Diff	Km time
94	Leonarda Baltina	 LAT	47:12	+18:41	10:29
95	Emily Sorensen	 AUS	47:25	+18:54	10:32
95	Luboslava Weissova	 SVK	47:25	+18:54	10:32
97	Emilia Schmidt	 USA	47:33	+19:02	10:34
98	Patricia Toledo	 ESP	47:36	+19:05	10:34
99	Francesca Taufer	 ITA	48:35	+20:04	10:47
100	Ana Defez Cernicharo	 ESP	49:47	+21:16	11:03
101	Ying Yau Chu	 HKG	50:13	+21:42	11:09
102	Anita Laanejoe	 EST	51:50	+23:19	11:31
103	Clodagh Moran	 IRL	52:31	+24:00	11:40
104	Marine Sillien	 BEL	52:35	+24:04	11:41
105	Laura Pukite	 LAT	52:52	+24:21	11:44
106	Mar Serrallonga Rosell	 ESP	52:53	+24:22	11:45
107	Tifenn Moulet	 FRA	53:19	+24:48	11:50
108	Yuki Oguri	 JPN	53:26	+24:55	11:52
109	Emma Caspari	 GER	54:30	+25:59	12:06
110	Mary Fleming	 AUS	54:40	+26:09	12:08
111	Kika Basaran van Ham	 ESP	56:08	+27:37	12:28
112	Pui Fung Leona Chan	 HKG	59:06	+30:35	13:08
113	Aoife McCavana	 IRL	59:33	+31:02	13:14
114	Machteld van der Hoeven	 NED	1:05:56	+37:25	14:39
115	Yi Shan Wong	 HKG	1:17:22	+48:51	17:11
116	Ka Ki Leung	 HKG	1:32:13	+1:03:42	20:29
117	Katharina Linke	 GER	1:39:05	+1:10:34	22:01
	Barbora Matejkova	 CZE	did not start		

Please report errors in the result list to the organiser.