


Official results for Orienteering World Cup Final - Long

Name: Long

Organiser:  Finland

Date: 26 September 2024

Classes: Show all | [Men](#) | [Women](#)

Men 14 500 m, 138 starting competitors

Plac	Name	Organisation	Time	Diff	Km time
1	Miika Kirmula	 FIN	1:20:10		5:31
2	Martin Regborn	 SWE	1:20:54	+0:44	5:34
3	Eetu Savolainen	 FIN	1:21:55	+1:45	5:38
4	Kasper Harlem Fosser	 NOR	1:21:59	+1:49	5:39
5	Fabian Aebersold	 SUI	1:23:20	+3:10	5:44
6	Gustav Bergman	 SWE	1:23:28	+3:18	5:45
7	Martin Hubmann	 SUI	1:23:55	+3:45	5:47
8	Albin Ridefelt	 SWE	1:24:03	+3:53	5:47
9	Akseli Ruohola	 FIN	1:24:31	+4:21	5:49
10	Olli Ojanaho	 FIN	1:25:07	+4:57	5:52
11	Max Peter Bejmer	 SWE	1:25:28	+5:18	5:53
12	Jannis Bonek	 AUT	1:26:14	+6:04	5:56
13	Simon Imark	 SWE	1:26:20	+6:10	5:57
14	Ruslan Glibov	 UKR	1:26:24	+6:14	5:57
15	Viktor Svensk	 SWE	1:26:28	+6:18	5:57
16	Teemu Oksanen	 FIN	1:26:51	+6:41	5:59
17	Ralph Street	 GBR	1:26:52	+6:42	5:59
18	Anton Johansson	 SWE	1:27:06	+6:56	6:00
19	Magne Daehli	 NOR	1:27:07	+6:57	6:00
20	Tomas Krivda	 CZE	1:27:20	+7:10	6:01
21	Timo Sild	 EST	1:28:12	+8:02	6:04
22	Jonas Egger	 SUI	1:28:14	+8:04	6:05
23	Lukas Liland	 NOR	1:28:15	+8:05	6:05
24	Daniel Hubmann	 SUI	1:28:18	+8:08	6:05
25	Emil Svensk	 SWE	1:28:20	+8:10	6:05
26	Lauri Sild	 EST	1:28:25	+8:15	6:05
27	Yngve Skogstad	 NOR	1:28:35	+8:25	6:06
28	Sander Arntzen	 NOR	1:29:53	+9:43	6:11
29	Aaro Aho	 FIN	1:29:56	+9:46	6:12
30	Severi Kymalainen	 FIN	1:29:57	+9:47	6:12
31	Milos Nykodym	 CZE	1:30:07	+9:57	6:12
31	Matthias Kyburz	 SUI	1:30:07	+9:57	6:12
33	Daniel Vandas	 CZE	1:30:11	+10:01	6:13
34	Mathieu Perrin	 FRA	1:30:48	+10:38	6:15
35	Touko Seppa	 FIN	1:30:49	+10:39	6:15
36	Jorgen Baklid	 NOR	1:31:12	+11:02	6:17
37	Joshua Dudley	 GBR	1:31:36	+11:26	6:19
37	Vegard Jarvis Westergard	 CAN	1:31:36	+11:26	6:19
39	Martin Roudny	 CZE	1:31:46	+11:36	6:19
40	Loic Marty	 FRA	1:32:04	+11:54	6:20
41	Isak Jonsson	 NOR	1:32:42	+12:32	6:23
















Plac	Name	Organisation	Time	Diff	Km time
42	Tino Polsini	SUI	1:33:10	+13:00	6:25
43	Havard Sandstad Eidsmo	NOR	1:33:24	+13:14	6:26
44	Uldis Upitis	LAT	1:33:54	+13:44	6:28
45	Francesco Mariani	ITA	1:33:57	+13:47	6:28
46	Nicolas Kastner	AUT	1:34:25	+14:15	6:30
47	Reto Egger	SUI	1:34:54	+14:44	6:32
48	Guilhem Elias	FRA	1:35:16	+15:06	6:34
49	Bojan Blumenstein	GER	1:35:57	+15:47	6:37
50	Georg Groell	AUT	1:36:00	+15:50	6:37
51	Fricis Spektors	LAT	1:36:03	+15:53	6:37
52	Ole Hennseler	GER	1:36:14	+16:04	6:38
53	Mathias Peter	AUT	1:36:20	+16:10	6:38
54	Jakub Chaloupsky	CZE	1:36:24	+16:14	6:38
55	Quentin Rauturier	FRA	1:36:27	+16:17	6:39
56	Artem Panchenko	UKR	1:37:07	+16:57	6:41
57	Hector Haines	GBR	1:37:17	+17:07	6:42
58	Eduardo Gil Marcos	ESP	1:37:37	+17:27	6:43
59	Adam Jonas	SVK	1:37:53	+17:43	6:45
60	Wojciech Kowalski	POL	1:38:07	+17:57	6:46
61	Toby Scott	NZL	1:38:49	+18:39	6:48
62	Quentin Andrieux	FRA	1:39:29	+19:19	6:51
63	Jurgen Joonas	EST	1:39:42	+19:32	6:52
64	Kristo Heinmann	EST	1:41:08	+20:58	6:58
65	Simon Tobler	AUT	1:41:15	+21:05	6:58
66	Michal Olejnik	POL	1:41:37	+21:27	7:00
67	Sebastian Inderst	ITA	1:41:55	+21:45	7:01
68	Matthew Gooch	GBR	1:41:56	+21:46	7:01
69	Julien Vuitton	FRA	1:41:59	+21:49	7:02
70	Alastair Thomas	GBR	1:42:20	+22:10	7:03
71	Luis Nogueira	ESP	1:42:22	+22:12	7:03
72	Daniel Pompura	SVK	1:42:31	+22:21	7:04
73	Jonas Hubacek	CZE	1:42:33	+22:23	7:04
74	Jekabs Locmelis	LAT	1:42:36	+22:26	7:04
75	Alvaro Casado	ESP	1:43:18	+23:08	7:07
76	Itsuki Ito	JPN	1:43:22	+23:12	7:07
77	Ossi Rasmus Priks	EST	1:43:30	+23:20	7:08
78	Rihards Krumins	LAT	1:44:04	+23:54	7:10
79	Brodie Nankervis	AUS	1:45:00	+24:50	7:14
80	Christian Michelsen	CAN	1:45:08	+24:58	7:15
81	Peleg Mitzafon	ISR	1:45:52	+25:42	7:18
81	Rotem Yasur	ISR	1:45:52	+25:42	7:18
83	Evert Leeuws	BEL	1:46:00	+25:50	7:18
84	Alastair George	AUS	1:46:15	+26:05	7:19
85	Laurits Bidstrup Moller	DEN	1:46:46	+26:36	7:21
86	Nitsan Yasur	ISR	1:46:53	+26:43	7:22
87	Anselm Reichenbach	GER	1:47:17	+27:07	7:23
88	Tim Robertson	NZL	1:47:24	+27:14	7:24
89	Lukas Novak	AUT	1:47:30	+27:20	7:24
90	Matiss Saulite	LAT	1:47:40	+27:30	7:25
91	Rasmus Moeller Jess	DEN	1:48:00	+27:50	7:26

Plac	Name	Organisation	Time	Diff	Km time
92	Uku Laur Tali	EST	1:48:45	+28:35	7:30
93	Lasse Falck Weber	DEN	1:48:56	+28:46	7:30
94	Peter Nagy	HUN	1:49:29	+29:19	7:33
95	Csaba Gerber	HUN	1:49:35	+29:25	7:33
96	Elias Hinge Krogsgaard	DEN	1:50:41	+30:31	7:38
97	Jan Erik Naess	CAN	1:50:45	+30:35	7:38
98	Andrew Barnett	AUS	1:50:52	+30:42	7:38
99	Simon Krekels	BEL	1:51:01	+30:51	7:39
100	Felix Spaeth	GER	1:52:11	+32:01	7:44
101	Filip Kubina	SVK	1:52:39	+32:29	7:46
102	Jonas Gabs	DEN	1:53:09	+32:59	7:48
103	Peter Molloy	GBR	1:53:57	+33:47	7:51
104	Oleksandr Marchuk	UKR	1:54:35	+34:25	7:54
105	Joao Magalhaes	POR	1:54:50	+34:40	7:55
106	Zefa Faavae	NZL	1:54:52	+34:42	7:55
107	Kostiانتyn Shchukin	UKR	1:55:36	+35:26	7:58
108	Janis Hutzli	SUI	1:55:52	+35:42	7:59
109	Mateusz Dzioba	POL	1:56:55	+36:45	8:03
110	Vasco Mendes	POR	1:56:57	+36:47	8:03
111	Gregory Ahlswede	USA	1:57:19	+37:09	8:05
112	David Rojas	ESP	1:58:54	+38:44	8:12
113	Colm Moran	IRL	1:58:55	+38:45	8:12
114	Ioan Iacob	ROU	2:00:23	+40:13	8:18
115	Marek Pompe	GER	2:00:43	+40:33	8:19
116	Tsz Chun Jason Wong	HKG	2:03:13	+43:03	8:29
117	Toby Wilson	AUS	2:04:35	+44:25	8:35
118	Timon Lorenz	GER	2:04:58	+44:48	8:37
119	Gian Andrin Coolen	NED	2:06:20	+46:10	8:42
120	Adam Conway	JPN	2:09:19	+49:09	8:55
121	Cillin Corbett	IRL	2:09:35	+49:25	8:56
122	Lorenzo De Biasi	ITA	2:12:29	+52:19	9:08
123	Joseph Barrett	USA	2:13:34	+53:24	9:12
124	Isaac Hernandez Pindado	ESP	2:15:14	+55:04	9:19
125	Andrei Golovei	MDA	2:26:00	+1:05:50	10:04
126	Tsz Wai Yu	HKG	2:34:13	+1:14:03	10:38
127	Yuki Nitami	JPN	2:34:19	+1:14:09	10:38
128	Ho Yin Chung	HKG	2:35:49	+1:15:39	10:44
129	Lok Hin Ma	HKG	2:54:58	+1:34:48	12:04
	Antoine Becaert	FRA	disqualified		
	Mattia Debertolis	ITA	disqualified		
	Joey Hadorn	SUI	disqualified		
	Ruairi Short	IRL	did not finish		
	Rotem Yogev	ISR	did not finish		
	Jacob Steinthal	DEN	did not finish		
	Rudolfs Zernis	LAT	did not finish		
	Loic Capbern	FRA	did not finish		
	Eirik Langedal Breivik	NOR	did not finish		
	Jakub Chupek	SVK	did not start		

Women 11 700 m, 112 starting competitors

Plac	Name	Organisation	Time	Diff	Km time
1	Tove Alexandersson	SWE	1:13:45		6:18
2	Simona Aebersold	SUI	1:17:50	+4:05	6:39
3	Hanna Lundberg	SWE	1:19:55	+6:10	6:49
4	Marie Olaussen	NOR	1:20:07	+6:22	6:50
5	Venla Harju	FIN	1:20:27	+6:42	6:52
6	Andrine Benjaminsen	NOR	1:20:43	+6:58	6:53
7	Sanna Fast	SWE	1:22:00	+8:15	7:00
8	Natalia Gemperle	SUI	1:22:10	+8:25	7:01
9	Evely Kaasiku	EST	1:24:00	+10:15	7:10
10	Miia Niittyinen	FIN	1:25:04	+11:19	7:16
11	Maija Sianoja	FIN	1:25:49	+12:04	7:20
12	Marika Teini	FIN	1:27:54	+14:09	7:30
13	Ane Dyrkorn	NOR	1:27:57	+14:12	7:31
14	Johanna Ridefelt	SWE	1:27:59	+14:14	7:31
15	Agnes Noergaard Kracht	DEN	1:28:16	+14:31	7:32
16	Victoria Haestad Bjornstad	NOR	1:28:26	+14:41	7:33
17	Tereza Rauturier	CZE	1:28:49	+15:04	7:35
18	Goeril Roenning Sund	NOR	1:28:54	+15:09	7:35
19	Milja Vaataja	FIN	1:29:36	+15:51	7:39
20	Malin Agervig Kristiansson	DEN	1:29:39	+15:54	7:39
21	Ingrid Lundanes	NOR	1:29:55	+16:10	7:41
22	Megan Carter Davies	GBR	1:30:49	+17:04	7:45
23	Hanna Wisniewska	POL	1:31:23	+17:38	7:48
24	Kamilla Steiwer	NOR	1:31:41	+17:56	7:50
25	Maiju Oksanen	FIN	1:31:46	+18:01	7:50
26	Alva Sonesson	SWE	1:32:07	+18:22	7:52
26	Aleksandra Hornik	POL	1:32:07	+18:22	7:52
28	Jasmina Gassner	AUT	1:32:08	+18:23	7:52
29	Frida Vikstrom	SWE	1:32:24	+18:39	7:53
30	Denisa Kralova	CZE	1:32:38	+18:53	7:55
30	Isia Basset	FRA	1:32:38	+18:53	7:55
32	Sabina Aumo	FIN	1:32:41	+18:56	7:55
33	Helena Karlsson	SWE	1:33:16	+19:31	7:58
34	Anni Haanpaa	FIN	1:33:18	+19:33	7:58
35	Grace Molloy	GBR	1:33:28	+19:43	7:59
36	Paula Gross	SUI	1:33:45	+20:00	8:00
37	Oda Scheele	NOR	1:34:01	+20:16	8:02
38	Ines Berger	SUI	1:34:26	+20:41	8:04
39	Elza Kuze	LAT	1:34:34	+20:49	8:04
40	Lucie Semikova	CZE	1:34:36	+20:51	8:05
41	Sanna Hotz	SUI	1:35:10	+21:25	8:08
42	Annika Simonsen	DEN	1:35:24	+21:39	8:09
43	Tereza Smelikova	SVK	1:35:27	+21:42	8:09
44	Hanna Sudol	POL	1:36:16	+22:31	8:13
45	Alina Niggli	SUI	1:36:18	+22:33	8:13
46	Miri Thrane Oedum	DEN	1:36:27	+22:42	8:14
47	Sandra Grosberga	LAT	1:36:46	+23:01	8:16
48	Ewa Bernaciak	POL	1:38:28	+24:43	8:24
49	Lotte Jauhojarvi Markussen	DEN	1:38:35	+24:50	8:25
50	Sofie Bachmann	SUI	1:38:59	+25:14	8:27

Plac	Name	Organisation	Time	Diff	Km time
51	Jo Shepherd	GBR	1:39:08	+25:23	8:28
52	Karolin Ohlsson	SWE	1:39:51	+26:06	8:32
53	Lilly Graber	SUI	1:40:38	+26:53	8:36
54	Barbora Matejkova	CZE	1:41:06	+27:21	8:38
55	Jana Peterova	CZE	1:41:27	+27:42	8:40
56	Feia Tsyvilska	UKR	1:41:34	+27:49	8:40
57	Anna Groell	AUT	1:41:55	+28:10	8:42
58	Carina Polzer	AUT	1:42:13	+28:28	8:44
59	Ida Agervig Kristiansson	DEN	1:42:16	+28:31	8:44
60	Lucie Lataste	FRA	1:42:19	+28:34	8:44
61	Erika Kaellvik Leufven	SWE	1:43:49	+30:04	8:52
62	Cecile Calandry	FRA	1:44:08	+30:23	8:54
63	Birte Friedrichs	GER	1:44:32	+30:47	8:56
64	Ausrine Kutkaite	LTU	1:44:45	+31:00	8:57
65	Hanna Mueller	GER	1:44:46	+31:01	8:57
66	Sigrid Ruul	EST	1:45:59	+32:14	9:03
67	Ylvi Kastner	AUT	1:46:31	+32:46	9:06
68	Viktoria Mag	HUN	1:46:35	+32:50	9:06
69	Filipa Rodrigues	POR	1:46:36	+32:51	9:06
70	Rachel Baker	NZL	1:47:08	+33:23	9:09
71	Laura King	GBR	1:47:20	+33:35	9:10
72	Patricia Nieke	GER	1:47:29	+33:44	9:11
73	Marion Aebi	SUI	1:47:42	+33:57	9:12
74	Florence Hanauer	FRA	1:48:06	+34:21	9:14
75	Olena Pitirimova	UKR	1:48:53	+35:08	9:18
76	Fiona Bunn	GBR	1:51:17	+37:32	9:30
77	Anna Nilsson Simkovics	AUT	1:51:49	+38:04	9:33
78	Mariia Tymoshchuk	UKR	1:52:26	+38:41	9:36
79	Ana Isabel Toledo	ESP	1:53:43	+39:58	9:43
80	Leonarda Baltina	LAT	1:55:24	+41:39	9:51
81	Julia Krekels	BEL	1:56:28	+42:43	9:57
82	Yevheniia Veremeienko	UKR	1:56:53	+43:08	9:59
83	Madara Brice	LAT	1:57:30	+43:45	10:02
84	Maddalena De Biasi	ITA	1:58:24	+44:39	10:07
85	Kika Basaran van Ham	ESP	1:59:06	+45:21	10:10
86	Jessica Lucchetta	ITA	2:00:00	+46:15	10:15
87	Juliette Basset	FRA	2:00:43	+46:58	10:19
88	Laura Pukite	LAT	2:00:51	+47:06	10:19
89	Hannah Thiels	BEL	2:02:07	+48:22	10:26
90	Emily Sorensen	AUS	2:02:53	+49:08	10:30
91	Mar Serrallonga Rosell	ESP	2:04:13	+50:28	10:37
92	Luboslava Weissova	SVK	2:05:06	+51:21	10:41
93	Patricia Toledo	ESP	2:08:13	+54:28	10:57
94	Eilidh Campbell	GBR	2:09:19	+55:34	11:03
95	Francesca Taufer	ITA	2:09:28	+55:43	11:03
96	Aoife McCavana	IRL	2:17:26	+1:03:41	11:44
97	Katharina Linke	GER	2:17:30	+1:03:45	11:45
98	Ying Yau Chu	HKG	2:18:42	+1:04:57	11:51
99	Anita Laanejoe	EST	2:18:54	+1:05:09	11:52
100	Emma Caspari	GER	2:19:21	+1:05:36	11:54

Plac	Name	Organisation	Time	Diff	Km time
101	Ana Defez Cernicharo	 ESP	2:20:41	+1:06:56	12:01
102	Pui Fung Leona Chan	 HKG	2:27:44	+1:13:59	12:37
103	Yi Shan Wong	 HKG	2:30:32	+1:16:47	12:51
104	Yuki Oguri	 JPN	2:32:59	+1:19:14	13:04
105	Clodagh Moran	 IRL	2:41:02	+1:27:17	13:45
106	Ka Ki Leung	 HKG	3:01:12	+1:47:27	15:29
107	Machteld van der Hoeven	 NED	3:01:58	+1:48:13	15:33
	Eef van Dongen	 NED	disqualified		
	Kaia Joergensen	 NZL	disqualified		
	Signe Sirma	 LAT	disqualified		
	Marine Sillien	 BEL	did not finish		
	Tifenn Moulet	 FRA	did not finish		
	Eva Ornhagen Joergensen	 DEN	did not start		
	Ida Oebro	 DEN	did not start		
	Tereza Kosova	 CZE	did not start		

Please report errors in the result list to the organiser.