

## Official results for Junior World MTB Orienteering Championships 2024 - Relay

Name: Relay

Organisers:  Bulgaria /  NSA Siven

Date: 15 September 2024




**Men 20** 10 starting competitorsLeg 1 | Leg 2 | Leg 3 | **Total**


Plac	Name	Leg time	Leg pl	Leg diff	Time	Co plac	Diff
1	 <b>France</b> France 1				1:37:58		
	1. Jocelin Lauret	31:43	1		31:43	1	
	2. Augustin Leclere	33:27	1		1:05:10	1	0
	3. Antoine Lesquer	32:48	1		1:37:58	1	0
2	 <b>Sweden</b> Sweden 1				1:42:48		+4:50
	1. Melvin Lofgren	32:50	2		32:50	2	
	2. Arvid Svensson	36:27	4		1:09:17	3	+1
	3. Jon Hansson	33:31	2		1:42:48	2	-1
3	 <b>Finland</b> Finland 1				1:43:04		+5:06
	1. Akseli Pesu	35:10	6		35:10	6	
	2. Eevert Kenttamies	33:30	2		1:08:40	2	-4
	3. Eemil Koskinen	34:24	4		1:43:04	3	+1
4	 <b>Norway</b> Norway 1				1:45:10		+7:12
	1. Marius Edvart Aamodt	35:12	7		35:12	7	
	2. Sondre Ladim	35:53	3		1:11:05	4	-3
	3. Ole Gunnar Kleppa Madslie	34:05	3		1:45:10	4	0
5	 <b>Lithuania</b> Lithuania 1				1:47:33		+9:35
	1. Daumantas Kiela	34:22	3		34:22	3	
	2. Arnas Sausaitis	37:12	5		1:11:34	5	+2
	3. Nojus Lukosius	35:59	7		1:47:33	5	0
6	 <b>Czechia</b> Czechia 1				1:48:38		+10:40
	1. Adam Cernik	36:06	9		36:06	9	
	2. Radek Lesage	38:01	7		1:14:07	8	-1
	3. Jakub Racansky	34:31	6		1:48:38	6	-2
7	 <b>Spain</b> Spain 1				1:50:12		+12:14
	1. Fran Cortes Martinez	34:33	5		34:33	5	
	2. Joan Montes	41:10	10		1:15:43	9	+4
	3. Nicolas Lopez Gonzalez	34:29	5		1:50:12	7	-2
8	 <b>Italy</b> Italy 1				1:51:48		+13:50

Plac	Name	Leg time	Leg pl	Leg diff	Time	Co plac	Diff
	1. Matteo Traversi Montani	34:23	4		34:23	4	
	2. Michele Traversi Montani	38:49	9		1:13:12	6	+2
	3. Iris Aurora Pecorari	38:36	8		1:51:48	8	+2 +13:50
9	 <b>Poland Poland 1</b>				2:01:49		+23:51
	1. Filip Janowski	35:47	8		35:47	8	
	2. Norman Szymanski	37:35	6		1:13:22	7	-1
	3. Oskar Szymanski	48:27	9		2:01:49	9	+2 +23:51
10	 <b>Bulgaria Bulgaria 1</b>				2:10:29		+32:31
	1. Mihail Stoev	42:40	10		42:40	10	
	2. Marco Pelov	38:04	8		1:20:44	10	0
	3. Anton Kapsazov	49:45	10		2:10:29	10	0 +32:31

## Women 20 7 starting competitors

Leg 1 | Leg 2 | Leg 3 | **Total**

Plac	Name	Leg time	Leg pl	Leg diff	Time	Co plac	Diff
1	 <b>Sweden Sweden 1</b>				1:50:29		
	1. Minna Palm	34:20	1		34:20	1	
	2. Signe Feil	39:14	1		1:13:34	1	0
	3. Yrsa Rojgard	36:55	2		1:50:29	1	0
2	 <b>Finland Finland 1</b>				1:54:25		+3:56
	1. Kaisla Hakkinen	37:12	2		37:12	2	
	2. Aino Kankaanpaa	39:35	2		1:16:47	2	0
	3. EmmaRiikka Laamanen	37:38	3		1:54:25	2	0 +3:56
3	 <b>France France 1</b>				1:59:06		+8:37
	1. Enola Bardine	43:12	5		43:12	5	
	2. Lola Colle	40:00	3		1:23:12	4	-1
	3. Jade Boussier	35:54	1		1:59:06	3	-1 +8:37
4	 <b>Spain Spain 1</b>				2:07:54		+17:25
	1. Sofia Martinez Gomez	42:28	4		42:28	4	
	2. Alba Munoz del Campo	40:03	4		1:22:31	3	-1
	3. Marta Villa Rodriguez	45:23	5		2:07:54	4	+1 +17:25
5	 <b>Estonia Estonia 1</b>				2:10:24		+19:55
	1. Marii Isabel Allikberg	42:19	3		42:19	3	
	2. Sandra Arak	43:01	5		1:25:20	5	+2
	3. Anett Liisa Parts	45:04	4		2:10:24	5	0 +19:55
6	 <b>Bulgaria Bulgaria 1</b>				2:22:20		+31:51
	1. Gergana Stoycheva	44:16	6		44:16	6	

Plac	Name	Leg time	Leg pl	Leg diff	Time	Co plac	Diff
	2. Slavena Petkova	46:49	6		1:31:05	6 0	
	3. Ivana Pedeva	51:15	6		2:22:20	6 0	+31:51
	 <b>Czechia</b> Czechia 1				<b>did not finish</b>		
	1. Tereza Kadlecova	did not finish			did not finish		
	2. Adela Ryglova	50:51	7		did not finish		
	3. Natali Chamrada	did not start			did not finish		

Please report errors in the result list to the organiser.