

## Official results for Junior World Orienteering Championships 2024 - Relay

Name: Relay

Organiser:  Czechia

Date: 6 July 2024

### Men 20 57 starting competitors


Leg 1 | Leg 2 | Leg 3 | Total

| Plac | Name   | Leg time | Leg pl | Leg diff | Time    | Co plac | Diff   |
|------|--|----------|--------|----------|---------|---------|--------|
| 1    |  Swiss Orienteering Switzerland 1             |          |        |          | 1:42:06 |         |        |
|      | 1. David Baumberger  | 35:36    | 6      |          | 35:36   | 6       |        |
|      | 2. Loic Berger   | 34:40    | 2      |          | 1:10:16 | 3       | -3     |
|      | 3. Matthieu Buehrer  | 31:50    | 1      |          | 1:42:06 | 1       | -2     |
| 2    |  Swedish Orienteering Federatio Sweden 1      |          |        |          | 1:42:32 |         | +0:26  |
|      | 1. Edvin Nilsson   | 32:58    | 1      |          | 32:58   | 1       |        |
|      | 2. Axel Bratt  | 35:29    | 7      |          | 1:08:27 | 1       | 0      |
|      | 3. Svante Selin  | 34:05    | 5      |          | 1:42:32 | 2       | +1     |
| 3    |  French Orienteering Federation France 2      |          |        |          | 1:44:24 |         | +2:18  |
|      | 1. Mathias Lataste   | 33:19    | 3      |          | 33:19   | 3       |        |
|      | 2. Baptiste Delorme  | 36:17    | 11     |          | 1:09:36 | 2       | -1     |
|      | 3. Bastien Thenoz  | 34:48    | 8      |          | 1:44:24 | 3       | +1     |
| 4    |  Finnish Orienteering Federatio Finland 1     |          |        |          | 1:47:27 |         | +5:21  |
|      | 1. Florian Fritzen   | 36:47    | 14     |          | 36:47   | 14      |        |
|      | 2. Rauli Aho   | 34:53    | 3      |          | 1:11:40 | 7       | -7     |
|      | 3. Aapo Virkajarvi   | 35:47    | 11     |          | 1:47:27 | 4       | -3     |
| 5    |  Slovak Orienteering Federation Slovakia 1  |          |        |          | 1:48:08 |         | +6:02  |
|      | 1. Tomas Kasza   | 35:48    | 10     |          | 35:48   | 10      |        |
|      | 2. Filip Bukovac   | 35:46    | 8      |          | 1:11:34 | 6       | -4     |
|      | 3. Filip Jancik  | 36:34    | 13     |          | 1:48:08 | 5       | -1     |
| 6    |  Lithuanian Orienteering Federa Lithuania 1 |          |        |          | 1:49:13 |         | +7:07  |
|      | 1. Tautvydas Rimkus  | 35:33    | 5      |          | 35:33   | 5       |        |
|      | 2. Kasparas Murenas  | 37:53    | 18     |          | 1:13:26 | 13      | +8     |
|      | 3. Tadas Dementavicius   | 35:47    | 11     |          | 1:49:13 | 6       | -7     |
| 7    |  Norwegian Orienteering Federat Norway 1    |          |        |          | 1:50:26 |         | +8:20  |
|      | 1. Iver Dalsaune Thun  | 37:43    | 21     |          | 37:43   | 21      |        |
|      | 2. Philip Lehmann Romoren  | 37:12    | 16     |          | 1:14:55 | 14      | -7     |
|      | 3. Alfred Bjoernerood  | 35:31    | 10     |          | 1:50:26 | 7       | -7     |
| 8    |  Spanish Orienteering Federatio Spain 1     |          |        |          | 1:50:44 |         | +8:38  |
|      | 1. Aimar Urquizu Diego   | 35:39    | 8      |          | 35:39   | 8       |        |
|      | 2. Gonzalo Zorrilla Olias  | 36:20    | 12     |          | 1:11:59 | 8       | 0      |
|      | 3. Gonzalo Ferrando  | 38:45    | 21     |          | 1:50:44 | 8       | 0      |
| 9    |  Polish Orienteering Federation Poland 1    |          |        |          | 1:50:59 |         | +8:53  |
|      | 1. Stanislaw Drapella  | 38:23    | 28     |          | 38:23   | 28      |        |
|      | 2. Tomasz Rzenca   | 35:00    | 5      |          | 1:13:23 | 12      | -16    |
|      | 3. Tymoteusz Bultrowicz  | 37:36    | 16     |          | 1:50:59 | 9       | -3     |
| 10   |  British Orienteering Great Britain 1       |          |        |          | 1:51:32 |         | +9:26  |
|      | 1. Ben Squire  | 38:01    | 24     |          | 38:01   | 24      |        |
|      | 2. James Hammond   | 34:55    | 4      |          | 1:12:56 | 11      | -13    |
|      | 3. Euan Tryner   | 38:36    | 19     |          | 1:51:32 | 10      | -1     |
| 11   |  Austrian Orienteering Federati Austria 1   |          |        |          | 1:52:08 |         | +10:02 |
|      | 1. Elias Monsberger  | 38:19    | 27     |          | 38:19   | 27      |        |
|      | 2. Elias Schafer   | 36:37    | 14     |          | 1:14:56 | 15      | -12    |
|      | 3. Simon Tobler  | 37:12    | 15     |          | 1:52:08 | 11      | -4     |
| 12   |  Orienteering New Zealand New Zealand 1     |          |        |          | 1:52:52 |         | +10:46 |
|      | 1. Felix Hunt  | 35:50    | 11     |          | 35:50   | 11      |        |
|      | 2. Jake McLellan   | 43:18    | 32     |          | 1:19:08 | 23      | +12    |
|      | 3. Zefa Faavae   | 33:44    | 4      |          | 1:52:52 | 12      | -11    |
| 13   |  Orienteering Australia Australia 1         |          |        |          | 1:52:53 |         | +10:47 |

| Plac | Name  | Leg time | Leg pl | Leg diff | Time    | Co plac | Diff   |
|------|---|----------|--------|----------|---------|---------|--------|
|      | 1. Sam Woolford   | 35:38    | 7      |          | 35:38   | 7       |        |
|      | 2. Alvin Craig  | 36:33    | 13     |          | 1:12:11 | 9       | +2     |
|      | 3. Oskar Mella  | 40:42    | 28     |          | 1:52:53 | 13      | +4     |
| 14   |  Danish Orienteering Federation Denmark 1    |          |        |          | 1:53:21 |         | +11:15 |
|      | 1. Casper Blakskjaer  | 37:05    | 18     |          | 37:05   | 18      |        |
|      | 2. Niels Dalgaard   | 39:25    | 25     |          | 1:16:30 | 20      | +2     |
|      | 3. Mads Christian Maarup  | 36:51    | 14     |          | 1:53:21 | 14      | -6     |
| 15   |  Czech Orienteering Federation Czechia 2     |          |        |          | 1:53:36 |         | +11:30 |
|      | 1. Tomas Urbanek  | 35:23    | 4      |          | 35:23   | 4       |        |
|      | 2. Prokop Tomasek   | 35:24    | 6      |          | 1:10:47 | 4       | 0      |
|      | 3. Adam Zridkavesely  | 42:49    | 32     |          | 1:53:36 | 15      | +11    |
| 16   |  Belgian Orienteering Federatio Belgium 1    |          |        |          | 1:58:20 |         | +16:14 |
|      | 1. Jorn Kennis  | 38:08    | 25     |          | 38:08   | 25      |        |
|      | 2. Mathis Brouwier  | 37:08    | 15     |          | 1:15:16 | 17      | -8     |
|      | 3. Mats De Smul   | 43:04    | 33     |          | 1:58:20 | 16      | -1     |
| 17   |  Latvian Orienteering Federatio Latvia 1     |          |        |          | 1:58:33 |         | +16:27 |
|      | 1. Edvards Zvirgzdins   | 39:14    | 32     |          | 39:14   | 32      |        |
|      | 2. Emils Saulite  | 41:28    | 28     |          | 1:20:42 | 26      | -6     |
|      | 3. Martins Dzenitis   | 37:51    | 18     |          | 1:58:33 | 17      | -9     |
| 18   |  Estonian Orienteering Federati Estonia 1    |          |        |          | 1:58:54 |         | +16:48 |
|      | 1. Chris Marcus Krahv   | 37:32    | 20     |          | 37:32   | 20      |        |
|      | 2. Partel Kulvik  | 42:29    | 31     |          | 1:20:01 | 24      | +4     |
|      | 3. Ossi Rasmus Priks  | 38:53    | 22     |          | 1:58:54 | 18      | -6     |
| 19   |  Italian Orienteering Federatio Italy 1      |          |        |          | 1:59:41 |         | +17:35 |
|      | 1. Paride Gaio  | 42:29    | 38     |          | 42:29   | 38      |        |
|      | 2. Lorenzo De Biasi   | 38:35    | 19     |          | 1:21:04 | 28      | -10    |
|      | 3. Marco Anselmo Di Stefano   | 38:37    | 20     |          | 1:59:41 | 19      | -9     |
| 20   |  Orienteering Germany Germany 1            |          |        |          | 2:02:05 |         | +19:59 |
|      | 1. Till Buchberger  | 43:55    | 42     |          | 43:55   | 42      |        |
|      | 2. Tobias Nagel   | 38:42    | 21     |          | 1:22:37 | 32      | -10    |
|      | 3. Florian Nagel  | 39:28    | 25     |          | 2:02:05 | 20      | -12    |
| 21   |  Ukrainian Orienteering Federat Ukraine 1  |          |        |          | 2:05:32 |         | +23:26 |
|      | 1. Serafim Kovalchuk  | 40:55    | 34     |          | 40:55   | 34      |        |
|      | 2. Volodymyr Horashko   | 40:39    | 26     |          | 1:21:34 | 29      | -5     |
|      | 3. Faddei Matin   | 43:58    | 34     |          | 2:05:32 | 21      | -8     |
| 22   |  Romanian Orienteering Federati Romania 1  |          |        |          | 2:09:16 |         | +27:10 |
|      | 1. Ervin Vigh   | 44:57    | 44     |          | 44:57   | 44      |        |
|      | 2. Endre Jancsik  | 44:53    | 38     |          | 1:29:50 | 40      | -4     |
|      | 3. Ioan Iacob   | 39:26    | 24     |          | 2:09:16 | 22      | -18    |
| 23   |  Japanese Orienteering Federati Japan 1    |          |        |          | 2:10:30 |         | +28:24 |
|      | 1. Kenichiro Terashima  | 35:47    | 9      |          | 35:47   | 9       |        |
|      | 2. Yamato Kajimoto  | 45:06    | 39     |          | 1:20:53 | 27      | +18    |
|      | 3. Hiroki Takebayashi   | 49:37    | 44     |          | 2:10:30 | 23      | -4     |
| 24   |  Croatian Orienteering Federati Croatia 1  |          |        |          | 2:14:42 |         | +32:36 |
|      | 1. Tihon Salopek  | 36:05    | 12     |          | 36:05   | 12      |        |
|      | 2. Jakov Lesjak   | 39:02    | 22     |          | 1:15:07 | 16      | +4     |
|      | 3. Dorja Salopek  | 59:35    | 50     |          | 2:14:42 | 24      | +8     |
| 25   |  Bulgarian Orienteering Federat Bulgaria 1 |          |        |          | 2:18:18 |         | +36:12 |
|      | 1. Tervel Dragoev   | 44:59    | 45     |          | 44:59   | 45      |        |
|      | 2. Svetlozar Kolev  | 44:37    | 37     |          | 1:29:36 | 39      | -6     |
|      | 3. Zdravko Kolev  | 48:42    | 40     |          | 2:18:18 | 25      | -14    |
| 26   |  Orienteering USA United States 1          |          |        |          | 2:19:48 |         | +37:42 |
|      | 1. Mori Finlayson Johncheck   | 40:57    | 35     |          | 40:57   | 35      |        |
|      | 2. Benjamin Brady   | 49:07    | 43     |          | 1:30:04 | 41      | +6     |
|      | 3. Ludvig Hagwall   | 49:44    | 45     |          | 2:19:48 | 26      | -15    |
| 27   |  Orienteering Ireland Ireland 1            |          |        |          | 2:29:47 |         | +47:41 |
|      | 1. Oscar Rowe   | 49:51    | 49     |          | 49:51   | 49      |        |
|      | 2. Daire O'Brien  | 50:27    | 46     |          | 1:40:18 | 44      | -5     |
|      | 3. Joshua Hoare   | 49:29    | 43     |          | 2:29:47 | 27      | -17    |



| Plac | Name   | Leg time      | Leg pl | Leg diff | Time          | Co plac | Diff         |
|------|--|---------------|--------|----------|---------------|---------|--------------|
| 28   |  Slovenian Orienteering Federat Slovenia 1        |               |        |          | 2:39:10       |         | +57:04       |
|      | 1. Luka Seljak   | 41:27         | 36     |          | 41:27         | 36      |              |
|      | 2. Neza Obid   | 1:08:31       | 50     |          | 1:49:58       | 49      | +13          |
|      | 3. Primoz Gantar   | 49:12         | 42     |          | 2:39:10       | 28      | -21 +57:04   |
| 29   |  Turkiye Orienteering Federatio Turkiye 1         |               |        |          | 2:45:40       |         | +1:03:34     |
|      | 1. Huseyin Yuce  | 58:46         | 54     |          | 58:46         | 54      |              |
|      | 2. Muhammed Sadik Seydioglu  | 52:35         | 47     |          | 1:51:21       | 50      | -4           |
|      | 3. Huseyin Sahan   | 54:19         | 46     |          | 2:45:40       | 29      | -21 +1:03:34 |
| 30   |  Portuguese Orienteering Federa Portugal 1        |               |        |          | 2:52:17       |         | +1:10:11     |
|      | 1. Rodrigo Lima  | 57:49         | 53     |          | 57:49         | 53      |              |
|      | 2. Dinis Lopes   | 46:55         | 41     |          | 1:44:44       | 47      | -6           |
|      | 3. Tiago Silva   | 1:07:33       | 52     |          | 2:52:17       | 30      | -17 +1:10:11 |
| 31   |  Orienteering Association of Ho Hong Kong China 1 |               |        |          | 3:02:30       |         | +1:20:24     |
|      | 1. Joshua Ho Kiu Au  | 57:03         | 51     |          | 57:03         | 51      |              |
|      | 2. Alok Woo  | 1:09:56       | 51     |          | 2:06:59       | 52      | +1           |
|      | 3. Hong Ching Fung   | 55:31         | 47     |          | 3:02:30       | 31      | -21 +1:20:24 |
| 32   |  Chinese Radio Sports and Orien China 1           |               |        |          | 3:47:31       |         | +2:05:25     |
|      | 1. Weicheng Wang   | 1:10:42       | 55     |          | 1:10:42       | 55      |              |
|      | 2. Zekai Chen  | 1:20:32       | 54     |          | 2:31:14       | 53      | -2           |
|      | 3. Junjie Qiu  | 1:16:17       | 53     |          | 3:47:31       | 32      | -21 +2:05:25 |
|      |  Hungarian Orienteering Federat Hungary 1         |               |        |          | mispunched    |         |              |
|      | 1. Tamas Balatoni  | 38:28         | 30     |          | 38:28         | 30      |              |
|      | 2. David Benke Somorjai  | mispunched    |        |          | mispunched    |         |              |
|      | 3. Marton Csoboth  | 34:06         | 6      |          | mispunched    |         |              |
|      |  Austrian Orienteering Federati Austria 2        |               |        |          | not competing |         |              |
|      | 1. Moritz Czech  | 42:07         | 37     |          | not competing |         |              |
|      | 2. Jacopo Stoecher   | 43:58         | 35     |          | not competing |         |              |
|      | 3. Lukas Wieser  | 44:20         | 36     |          | not competing |         |              |
|      |  Belgian Orienteering Federatio Belgium 2       |               |        |          | not competing |         |              |
|      | 1. Louis Bourgeois   | 57:38         | 52     |          | not competing |         |              |
|      | 2. Arnaud Mazy   | 46:45         | 40     |          | not competing |         |              |
|      | 3. Rune De Clercq  | 39:50         | 26     |          | not competing |         |              |
|      |  British Orienteering Great Britain 2           |               |        |          | not competing |         |              |
|      | 1. Tommy Rollins   | 43:00         | 41     |          | not competing |         |              |
|      | 2. Ben Gostick   | 43:23         | 33     |          | not competing |         |              |
|      | 3. Adam Methven  | 44:08         | 35     |          | not competing |         |              |
|      |  Bulgarian Orienteering Federat Bulgaria 2      |               |        |          | not competing |         |              |
|      | 1. Dani Nikolov  | 44:54         | 43     |          | not competing |         |              |
|      | 2. Marco Pelov   | 43:26         | 34     |          | not competing |         |              |
|      | 3. Yulia Georgieva   | 56:35         | 49     |          | not competing |         |              |
|      |  Chinese Radio Sports and Orien China 2         |               |        |          | not competing |         |              |
|      | 1. Guangbin Jiang  | over max time |        |          | not competing |         |              |
|      | 2. Haobo Cheng   | 1:51:02       | 55     |          | not competing |         |              |
|      | 3. Yiyuan You  | 2:10:33       | 54     |          | not competing |         |              |
|      |  Czech Orienteering Federation Czechia 1        |               |        |          | not competing |         |              |
|      | 1. Daniel Bolehovsky   | 33:00         | 2      |          | not competing |         |              |
|      | 2. Jiri Donda  | mispunched    |        |          | not competing |         |              |
|      | 3. Jan Strycek   | 33:34         | 3      |          | not competing |         |              |
|      |  Danish Orienteering Federation Denmark 2       |               |        |          | not competing |         |              |
|      | 1. Axel Oernhagen Joergensen   | 42:52         | 40     |          | not competing |         |              |
|      | 2. Niels Elton Jokumsen  | 36:01         | 10     |          | not competing |         |              |
|      | 3. Tobias Olloz  | 40:07         | 27     |          | not competing |         |              |
|      |  Finnish Orienteering Federatio Finland 2       |               |        |          | not competing |         |              |
|      | 1. Rasmus Toyryla  | 38:27         | 29     |          | not competing |         |              |
|      | 2. Joona Hirvilahti  | 38:40         | 20     |          | not competing |         |              |
|      | 3. Vinski Malinen  | 41:02         | 29     |          | not competing |         |              |
|      |  French Orienteering Federation France 1        |               |        |          | not competing |         |              |

| Plac  | Name  | Leg time      | Leg pl | Leg diff | Time          | Co plac | Diff |
|---|---|---------------|--------|----------|---------------|---------|------|
|   | 1. Antoine Derlot                                       | 36:43         | 13     |          | not competing |         |      |
|   | 2. Romain Pichard                                       | 35:46         | 8      |          | not competing |         |      |
|   | 3. Guilhem Verove                                       | 34:19         | 7      |          | not competing |         |      |
|    | <b>IOF ESP+NED+RSA</b>                                  |               |        |          | not competing |         |      |
|   | 1. Mateo Rodríguez Díaz                                 | 37:04         | 17     |          | not competing |         |      |
|   | 2. Idar Elias Jongenburger                              | 50:07         | 45     |          | not competing |         |      |
|   | 3. Cameron Morrison                                     | 49:03         | 41     |          | not competing |         |      |
|    | <b>IOF EST+CAN</b>                                      |               |        |          | not competing |         |      |
|   | 1. Emil Eensaar   | 37:47         | 22     |          | not competing |         |      |
|   | 2. Brenden Doogan                                       | 1:18:35       | 53     |          | not competing |         |      |
|   | 3. N.N. N.N.  | did not start |        |          | not competing |         |      |
|    | <b>IOF GER+SVK</b>                                      |               |        |          | not competing |         |      |
|   | 1. Anton Knoll  | 37:07         | 19     |          | not competing |         |      |
|   | 2. Teo Struck   | 39:22         | 24     |          | not competing |         |      |
|   | 3. Matej Balogh   | 42:41         | 31     |          | not competing |         |      |
|    | <b>IOF HUN+ISR</b>                                      |               |        |          | not competing |         |      |
|   | 1. Adam Balint  | 49:32         | 48     |          | not competing |         |      |
|   | 2. Sahar Eshel  | 47:08         | 42     |          | not competing |         |      |
|   | 3. N.N.   | did not start |        |          | not competing |         |      |
|    | <b>Italian Orienteering Federatio Italy 2</b>           |               |        |          | not competing |         |      |
|   | 1. Samuele Acler  | 37:59         | 23     |          | not competing |         |      |
|   | 2. Fabio Amadesi  | 44:01         | 36     |          | not competing |         |      |
|   | 3. Edoardo Pellegrino Tecco                             | 47:19         | 38     |          | not competing |         |      |
|    | <b>Japanese Orienteering Federati Japan 2</b>           |               |        |          | not competing |         |      |
|   | 1. Kento Kato   | 55:44         | 50     |          | not competing |         |      |
|   | 2. Soma Iwasaki   | 49:23         | 44     |          | not competing |         |      |
|   | 3. Seki Bito  | 1:00:44       | 51     |          | not competing |         |      |
|  | <b>Norwegian Orienteering Federat Norway 2</b>          |               |        |          | not competing |         |      |
|   | 1. Andreas Vistnes Myklebost                            | 46:46         | 46     |          | not competing |         |      |
|   | 2. Kristoffer Strom Wik                                 | 37:45         | 17     |          | not competing |         |      |
|   | 3. Sondre Olaussen                                      | 39:13         | 23     |          | not competing |         |      |
|  | <b>Orienteering Association of Ho Hong Kong China 2</b> |               |        |          | not competing |         |      |
|   | 1. Cheuk Yiu Janos Au                                   | disqualified  |        |          | not competing |         |      |
|   | 2. Tsz chun Kwong                                       | 1:15:07       | 52     |          | not competing |         |      |
|   | 3. Kwan Wong  | did not start |        |          | not competing |         |      |
|  | <b>Orienteering Australia Australia 2</b>               |               |        |          | not competing |         |      |
|   | 1. Owen Radajewski                                      | 39:35         | 33     |          | not competing |         |      |
|   | 2. Callum White   | 42:07         | 30     |          | not competing |         |      |
|   | 3. Jamie Woolford                                       | 42:12         | 30     |          | not competing |         |      |
|  | <b>Orienteering New Zealand New Zealand 2</b>           |               |        |          | not competing |         |      |
|   | 1. Riley Croxford                                       | 39:09         | 31     |          | not competing |         |      |
|   | 2. Nathan Borton  | 41:19         | 27     |          | not competing |         |      |
|   | 3. Sam Carryer  | 47:23         | 39     |          | not competing |         |      |
|  | <b>Orienteering USA United States 2</b>                 |               |        |          | not competing |         |      |
|   | 1. Ian Dunlap   | 48:44         | 47     |          | not competing |         |      |
|   | 2. Jackson Rupe   | 54:41         | 49     |          | not competing |         |      |
|   | 3. Benjamin Conley                                      | 56:00         | 48     |          | not competing |         |      |
|  | <b>Polish Orienteering Federation Poland 2</b>          |               |        |          | not competing |         |      |
|   | 1. Bartlomiej Maciejewski                               | 42:46         | 39     |          | not competing |         |      |
|   | 2. Kajetan Kociuba                                      | 41:28         | 28     |          | not competing |         |      |
|   | 3. Wiktor Muller  | 45:51         | 37     |          | not competing |         |      |
|  | <b>Swedish Orienteering Federatio Sweden 2</b>          |               |        |          | not competing |         |      |
|   | 1. Linus Wernstrom                                      | 36:56         | 15     |          | not competing |         |      |
|   | 2. Ludwig Rosen   | 34:22         | 1      |          | not competing |         |      |
|   | 3. Odin Ek  | 35:13         | 9      |          | not competing |         |      |
|  | <b>Swiss Orienteering Switzerland 2</b>                 |               |        |          | not competing |         |      |
|   | 1. Joschi Schmid  | 36:59         | 16     |          | not competing |         |      |
|   | 2. Elia Gartmann  | 39:09         | 23     |          | not competing |         |      |

| Plac | Name   | Leg time | Leg pl | Leg diff | Time          | Co plac | Diff |
|------|--|----------|--------|----------|---------------|---------|------|
|      | 3. Elia Ren  | 33:18    | 2      |          | not competing |         |      |
|      |  Ukrainian Orienteering Federat Ukraine 2 |          |        |          | not competing |         |      |
|      | 1. Maksym Barchuk  | 38:08    | 25     |          | not competing |         |      |
|      | 2. Yurii Skvortsov   | 53:11    | 48     |          | not competing |         |      |
|      | 3. Oleksii Shyp  | 37:42    | 17     |          | not competing |         |      |

## Women 20 48 starting competitors

Leg 1 | Leg 2 | Leg 3 | **Total**

| Plac | Name   | Leg time | Leg pl | Leg diff | Time    | Co plac | Diff   |
|------|--|----------|--------|----------|---------|---------|--------|
| 1    |  Finnish Orienteering Federatio Finland 1   |          |        |          | 1:40:54 |         |        |
|      | 1. Elli Punto  | 34:23    | 3      |          | 34:23   | 3       |        |
|      | 2. Virna Pellikka  | 33:18    | 1      |          | 1:07:41 | 1       | -2     |
|      | 3. Eeva Liina Ojanaho  | 33:13    | 2      |          | 1:40:54 | 1       | 0      |
| 2    |  Norwegian Orienteering Federat Norway 1    |          |        |          | 1:42:53 |         | +1:59  |
|      | 1. Ingeborg Roll Mosland   | 34:24    | 4      |          | 34:24   | 4       |        |
|      | 2. Elisa Gotsch Iversen  | 36:37    | 8      |          | 1:11:01 | 5       | +1     |
|      | 3. Mathea Gloeersen  | 31:52    | 1      |          | 1:42:53 | 2       | -3     |
|      |  |          |        |          |         |         | +1:59  |
| 3    |  Czech Orienteering Federation Czechia 1    |          |        |          | 1:43:08 |         | +2:14  |
|      | 1. Michaela Novotna  | 35:04    | 5      |          | 35:04   | 5       |        |
|      | 2. Viktorie Skachova   | 33:35    | 2      |          | 1:08:39 | 2       | -3     |
|      | 3. Lucie Dittrichova   | 34:29    | 7      |          | 1:43:08 | 3       | +1     |
|      |  |          |        |          |         |         | +2:14  |
| 4    |  Swiss Orienteering Switzerland 1           |          |        |          | 1:44:46 |         | +3:52  |
|      | 1. Henriette Radzikowski   | 33:01    | 1      |          | 33:01   | 1       |        |
|      | 2. Seline Sannwald   | 37:22    | 9      |          | 1:10:23 | 3       | +2     |
|      | 3. Kati Hotz   | 34:23    | 5      |          | 1:44:46 | 4       | +1     |
|      |  |          |        |          |         |         | +3:52  |
| 5    |  Swedish Orienteering Federatio Sweden 1  |          |        |          | 1:48:21 |         | +7:27  |
|      | 1. Klara Borg  | 40:38    | 26     |          | 40:38   | 26      |        |
|      | 2. Emma Emilsson   | 34:15    | 5      |          | 1:14:53 | 10      | -16    |
|      | 3. Alma Svennerud  | 33:28    | 4      |          | 1:48:21 | 5       | -5     |
|      |  |          |        |          |         |         | +7:27  |
| 6    |  Hungarian Orienteering Federat Hungary 1 |          |        |          | 1:48:50 |         | +7:56  |
|      | 1. Aniko Koren   | 39:35    | 20     |          | 39:35   | 20      |        |
|      | 2. Janka Mikes   | 34:10    | 4      |          | 1:13:45 | 6       | -14    |
|      | 3. Rita Maramarosi   | 35:05    | 8      |          | 1:48:50 | 6       | 0      |
|      |  |          |        |          |         |         | +7:56  |
| 7    |  Latvian Orienteering Federatio Latvia 1  |          |        |          | 1:51:32 |         | +10:38 |
|      | 1. Leonarda Baltina  | 35:10    | 7      |          | 35:10   | 7       |        |
|      | 2. Ilze Jumike   | 35:42    | 7      |          | 1:10:52 | 4       | -3     |
|      | 3. Agnese Jaunmuktane  | 40:40    | 18     |          | 1:51:32 | 7       | +3     |
|      |  |          |        |          |         |         | +10:38 |
| 8    |  Orienteering New Zealand New Zealand 1   |          |        |          | 1:51:42 |         | +10:48 |
|      | 1. Kaia Joergensen   | 35:29    | 9      |          | 35:29   | 9       |        |
|      | 2. Zara Stewart  | 39:34    | 16     |          | 1:15:03 | 11      | +2     |
|      | 3. Tide Faavae   | 36:39    | 10     |          | 1:51:42 | 8       | -3     |
|      |  |          |        |          |         |         | +10:48 |
| 9    |  French Orienteering Federation France 1  |          |        |          | 1:56:15 |         | +15:21 |
|      | 1. Annabelle Delenne   | 35:09    | 6      |          | 35:09   | 6       |        |
|      | 2. Alyssia Wymer   | 40:44    | 19     |          | 1:15:53 | 14      | +8     |
|      | 3. Yaelle Malard   | 40:22    | 16     |          | 1:56:15 | 9       | -5     |
|      |  |          |        |          |         |         | +15:21 |
| 10   |  Orienteering Germany Germany 2           |          |        |          | 1:57:21 |         | +16:27 |
|      | 1. Jule Rossner  | 40:06    | 25     |          | 40:06   | 25      |        |
|      | 2. Marlene Fritz   | 38:34    | 11     |          | 1:18:40 | 18      | -7     |
|      | 3. Anne Kaestner   | 38:41    | 13     |          | 1:57:21 | 10      | -8     |
|      |  |          |        |          |         |         | +16:27 |
| 11   |  Polish Orienteering Federation Poland 1  |          |        |          | 1:57:30 |         | +16:36 |
|      | 1. Antonina Mianowska  | 39:51    | 22     |          | 39:51   | 22      |        |
|      | 2. Maja Kula   | 39:02    | 14     |          | 1:18:53 | 19      | -3     |
|      | 3. Antonina Slonska  | 38:37    | 12     |          | 1:57:30 | 11      | -8     |
|      |  |          |        |          |         |         | +16:36 |
| 12   |  Orienteering Australia Australia 1       |          |        |          | 1:58:52 |         | +17:58 |
|      | 1. Nea Shingler  | 38:56    | 15     |          | 38:56   | 15      |        |
|      | 2. Milla Key   | 39:32    | 15     |          | 1:18:28 | 16      | +1     |
|      | 3. Erika Enderby   | 40:24    | 17     |          | 1:58:52 | 12      | -4     |
|      |  |          |        |          |         |         | +17:58 |

| Plac | Name   | Leg time | Leg pl | Leg diff | Time    | Co plac | Diff         |
|------|--|----------|--------|----------|---------|---------|--------------|
| 13   |  British Orienteering Great Britain 1               |          |        |          | 2:00:55 |         | +20:01       |
|      | 1. Imogen Pieters  | 36:46    | 11     |          | 36:46   | 11      |              |
|      | 2. Daisy McNamara  | 43:00    | 28     |          | 1:19:46 | 21      | +10          |
|      | 3. Isobel Howard   | 41:09    | 20     |          | 2:00:55 | 13      | -8 +20:01    |
| 14   |  Danish Orienteering Federation Denmark 1           |          |        |          | 2:06:38 |         | +25:44       |
|      | 1. Laura Kaldahl Hornbaek  | 46:35    | 38     |          | 46:35   | 38      |              |
|      | 2. Amalie Ertmann  | 41:50    | 25     |          | 1:28:25 | 32      | -6           |
|      | 3. Sigrid Hoeyer Staugaard   | 38:13    | 11     |          | 2:06:38 | 14      | -18 +25:44   |
| 15   |  Estonian Orienteering Federati Estonia 1           |          |        |          | 2:06:52 |         | +25:58       |
|      | 1. Liise Lillelaid   | 40:56    | 29     |          | 40:56   | 29      |              |
|      | 2. Maria Eller   | 41:41    | 23     |          | 1:22:37 | 26      | -3           |
|      | 3. Mariann Zernant   | 44:15    | 29     |          | 2:06:52 | 15      | -11 +25:58   |
| 16   |  Austrian Orienteering Federati Austria 1           |          |        |          | 2:09:50 |         | +28:56       |
|      | 1. Emily Adenstedt   | 39:56    | 24     |          | 39:56   | 24      |              |
|      | 2. Camilla Aigmueller  | 45:18    | 31     |          | 1:25:14 | 30      | +6           |
|      | 3. Flora Aigmueller  | 44:36    | 30     |          | 2:09:50 | 16      | -14 +28:56   |
| 17   |  Bulgarian Orienteering Federat Bulgaria 1          |          |        |          | 2:10:23 |         | +29:29       |
|      | 1. Raya Asenova  | 39:11    | 17     |          | 39:11   | 17      |              |
|      | 2. Reneta Nenkova  | 43:48    | 29     |          | 1:22:59 | 27      | +10          |
|      | 3. Ivana Pedeva  | 47:24    | 33     |          | 2:10:23 | 17      | -10 +29:29   |
| 18   |  Spanish Orienteering Federatio Spain 1             |          |        |          | 2:15:33 |         | +34:39       |
|      | 1. Irene Guerrero  | 45:54    | 35     |          | 45:54   | 35      |              |
|      | 2. Patricia Toledo   | 47:20    | 33     |          | 1:33:14 | 34      | -1           |
|      | 3. Judit Ravell  | 42:19    | 24     |          | 2:15:33 | 18      | -16 +34:39   |
| 19   |  Ukrainian Orienteering Federat Ukraine 1           |          |        |          | 2:17:35 |         | +36:41       |
|      | 1. Kateryna Kropyvnytska   | 45:38    | 32     |          | 45:38   | 32      |              |
|      | 2. Olha Sereda   | 46:17    | 32     |          | 1:31:55 | 33      | +1           |
|      | 3. Yeva Mariia Otreshko  | 45:40    | 32     |          | 2:17:35 | 19      | -14 +36:41   |
| 20   |  Italian Orienteering Federatio Italy 1           |          |        |          | 2:24:38 |         | +43:44       |
|      | 1. Nicole Riz  | 39:52    | 23     |          | 39:52   | 23      |              |
|      | 2. Giulia Fignon   | 47:47    | 35     |          | 1:27:39 | 31      | +8           |
|      | 3. Elis Angeli   | 56:59    | 37     |          | 2:24:38 | 20      | -11 +43:44   |
| 21   |  Portuguese Orienteering Federa Portugal 1        |          |        |          | 2:28:13 |         | +47:19       |
|      | 1. Leonor Ferreira   | 46:19    | 37     |          | 46:19   | 37      |              |
|      | 2. Joana Canana  | 47:33    | 34     |          | 1:33:52 | 37      | 0            |
|      | 3. Alexandra Serra Campos  | 54:21    | 35     |          | 2:28:13 | 21      | -16 +47:19   |
| 22   |  Japanese Orienteering Federati Japan 1           |          |        |          | 2:31:30 |         | +50:36       |
|      | 1. Miu Nakadate  | 45:53    | 34     |          | 45:53   | 34      |              |
|      | 2. Chisako Ono   | 47:52    | 36     |          | 1:33:45 | 36      | +2           |
|      | 3. Iruka Maki  | 57:45    | 38     |          | 2:31:30 | 22      | -14 +50:36   |
| 23   |  Orienteering USA United States 1                 |          |        |          | 2:39:05 |         | +58:11       |
|      | 1. Astrid White  | 46:11    | 36     |          | 46:11   | 36      |              |
|      | 2. Paige Suhocki   | 58:04    | 42     |          | 1:44:15 | 39      | +3           |
|      | 3. Alexis Merka  | 54:50    | 36     |          | 2:39:05 | 23      | -16 +58:11   |
| 24   |  Romanian Orienteering Federati Romania 1         |          |        |          | 2:42:13 |         | +1:01:19     |
|      | 1. Alexia Tudorache  | 47:17    | 39     |          | 47:17   | 39      |              |
|      | 2. Andreea Manu  | 1:01:29  | 43     |          | 1:48:46 | 41      | +2           |
|      | 3. Antonia Man   | 53:27    | 34     |          | 2:42:13 | 24      | -17 +1:01:19 |
| 25   |  Orienteering Canada Canada 1                     |          |        |          | 3:09:16 |         | +1:28:22     |
|      | 1. Robyn Astridge  | 45:40    | 33     |          | 45:40   | 33      |              |
|      | 2. Nora Angelina Schuessler  | 47:55    | 37     |          | 1:33:35 | 35      | +2           |
|      | 3. Sophie KentPurcell  | 1:35:41  | 42     |          | 3:09:16 | 25      | -10 +1:28:22 |
| 26   |  Orienteering Association of Ho Hong Kong China 2 |          |        |          | 4:08:21 |         | +2:27:27     |
|      | 1. Wai ki Fung   | 1:03:28  | 44     |          | 1:03:28 | 44      |              |
|      | 2. Jerika Kong   | 1:12:55  | 44     |          | 2:16:23 | 44      | 0            |
|      | 3. Wong Yee Yan  | 1:51:58  | 43     |          | 4:08:21 | 26      | -18 +2:27:27 |
|      |  Orienteering Association of Ho Hong Kong China 1 |          |        |          |         |         | mispunched   |

| Plac | Name  | Leg time       | Leg pl | Leg diff | Time           | Co plac | Diff |
|------|---|----------------|--------|----------|----------------|---------|------|
|      | 1. Man Hei Meri Yau   | 1:06:48        | 46     |          | 1:06:48        | 46      |      |
|      | 2. Yoyo You   | 1:16:35        | 46     |          | 2:23:23        | 45      | -1   |
|      | 3. Pui Yuet Siu   | mispunched     |        |          | mispunched     |         |      |
|      |  Chinese Radio Sports and Orien China 1    |                |        |          | did not finish |         |      |
|      | 1. Zhiye Li   | did not finish |        |          | did not finish |         |      |
|      | 2. Yihan Wang   | 1:25:35        | 47     |          | did not finish |         |      |
|      | 3. Meilun Xian  | 1:59:26        | 44     |          | did not finish |         |      |
|      |  Turkiye Orienteering Federatio Turkiye 1  |                |        |          | did not finish |         |      |
|      | 1. Betul Onal   | 49:43          | 40     |          | 49:43          | 40      |      |
|      | 2. Aysa Asya Tuzcuogullari  | 51:01          | 39     |          | 1:40:44        | 38      | -2   |
|      | 3. Eylul Senal  | did not finish |        |          | did not finish |         |      |
|      |  British Orienteering Great Britain 2      |                |        |          | not competing  |         |      |
|      | 1. Ruth Gooch   | 38:59          | 16     |          | not competing  |         |      |
|      | 2. Jocie Hilton   | 41:15          | 21     |          | not competing  |         |      |
|      | 3. Freya Tryner   | 43:11          | 27     |          | not competing  |         |      |
|      |  Czech Orienteering Federation Czechia 2   |                |        |          | not competing  |         |      |
|      | 1. Hana Vitkova   | 39:29          | 19     |          | not competing  |         |      |
|      | 2. Ema Cerna  | 35:23          | 6      |          | not competing  |         |      |
|      | 3. Katerina Stepova   | 33:21          | 3      |          | not competing  |         |      |
|      |  Danish Orienteering Federation Denmark 2  |                |        |          | not competing  |         |      |
|      | 1. Laura Bobach   | 1:05:54        | 45     |          | not competing  |         |      |
|      | 2. Sigrid Oehlensch Nielsen   | 51:53          | 40     |          | not competing  |         |      |
|      | 3. Frida Karner Grooss  | 41:20          | 21     |          | not competing  |         |      |
|      |  Finnish Orienteering Federatio Finland 2  |                |        |          | not competing  |         |      |
|      | 1. Anni MakiHokkonen  | 36:57          | 12     |          | not competing  |         |      |
|      | 2. Oona Kaikkonen   | 41:42          | 24     |          | not competing  |         |      |
|      | 3. Heta Virkajarvi  | 40:46          | 19     |          | not competing  |         |      |
|      |  French Orienteering Federation France 2 |                |        |          | not competing  |         |      |
|      | 1. Alice Merat  | 38:35          | 13     |          | not competing  |         |      |
|      | 2. Lucie Gaudion  | 41:02          | 20     |          | not competing  |         |      |
|      | 3. Fanny Delahaye   | 41:29          | 22     |          | not competing  |         |      |
|      |  IOF AUT+IRL                             |                |        |          | not competing  |         |      |
|      | 1. Kiara Sophie Piskorz   | 54:00          | 42     |          | not competing  |         |      |
|      | 2. Eve Buckley  | 50:45          | 38     |          | not competing  |         |      |
|      | 3. Emily Rowe   | 1:07:50        | 41     |          | not competing  |         |      |
|      |  IOF BEL+ESP                             |                |        |          | not competing  |         |      |
|      | 1. Tille De Smul  | 33:23          | 2      |          | not competing  |         |      |
|      | 2. Sarah Rومان  | 42:27          | 26     |          | not competing  |         |      |
|      | 3. Maria Bermejo Agustin  | 42:56          | 25     |          | not competing  |         |      |
|      |  IOF CRO                                 |                |        |          | not competing  |         |      |
|      | 1. Zdenka Petra Stambuk   | 53:20          | 41     |          | not competing  |         |      |
|      | 2. N.N.   | did not start  |        |          | not competing  |         |      |
|      | 3. N.N.   | did not start  |        |          | not competing  |         |      |
|      |  IOF HUN+SVK                             |                |        |          | not competing  |         |      |
|      | 1. Bodza Virag Gerzsényi  | 38:52          | 14     |          | not competing  |         |      |
|      | 2. Kamilla Kiss   | 37:45          | 10     |          | not competing  |         |      |
|      | 3. Barbora Zelnikova  | did not finish |        |          | not competing  |         |      |
|      |  Japanese Orienteering Federati Japan 2  |                |        |          | not competing  |         |      |
|      | 1. Nana Ogawa   | 1:38:43        | 47     |          | not competing  |         |      |
|      | 2. Eri Yamamoto   | 1:14:03        | 45     |          | not competing  |         |      |
|      | 3. Tomomi Onozuka   | 1:05:25        | 40     |          | not competing  |         |      |
|      |  Latvian Orienteering Federatio Latvia 2 |                |        |          | not competing  |         |      |
|      | 1. Ruta Dabolina  | 43:00          | 31     |          | not competing  |         |      |
|      | 2. Laura Berke  | 39:59          | 17     |          | not competing  |         |      |
|      | 3. Darta Putne  | 43:06          | 26     |          | not competing  |         |      |
|      |  Norwegian Orienteering Federat Norway 2 |                |        |          | not competing  |         |      |
|      | 1. Ine Bohnhorst Tegdan   | 35:16          | 8      |          | not competing  |         |      |
|      | 2. Anna Taksdal   | 38:59          | 13     |          | not competing  |         |      |
|      | 3. Heidi Kristina Sebjornsen  | 34:24          | 6      |          | not competing  |         |      |



| Plac | Name   | Leg time | Leg pl | Leg diff | Time | Co plac | Diff          |
|------|--|----------|--------|----------|------|---------|---------------|
|      |  <b>Orienteering Australia Australia 2</b>      |          |        |          |      |         | not competing |
|      | 1. Mikaela Gray  | 40:49    | 27     |          |      |         | not competing |
|      | 2. Justine Hobson  | 41:35    | 22     |          |      |         | not competing |
|      | 3. Natalie Miller  | 43:48    | 28     |          |      |         | not competing |
|      |  <b>Orienteering Germany Germany 1</b>          |          |        |          |      |         | not competing |
|      | 1. Lone Constanze Pompe  | 40:54    | 28     |          |      |         | not competing |
|      | 2. Emma Caspari  | 40:32    | 18     |          |      |         | not competing |
|      | 3. Julia Fritz   | 39:33    | 14     |          |      |         | not competing |
|      |  <b>Orienteering New Zealand New Zealand 2</b>  |          |        |          |      |         | not competing |
|      | 1. Rachel Baker  | 39:20    | 18     |          |      |         | not competing |
|      | 2. Phoebe Hunt   | 44:36    | 30     |          |      |         | not competing |
|      | 3. Katherine Babington   | 42:12    | 23     |          |      |         | not competing |
|      |  <b>Orienteering USA United States 2</b>        |          |        |          |      |         | not competing |
|      | 1. Danny Buchholz  | 1:01:11  | 43     |          |      |         | not competing |
|      | 2. Greta Leonard   | 56:56    | 41     |          |      |         | not competing |
|      | 3. Zariah Zosel  | 1:01:38  | 39     |          |      |         | not competing |
|      |  <b>Polish Orienteering Federation Poland 2</b> |          |        |          |      |         | not competing |
|      | 1. Iga Mikula  | 39:44    | 21     |          |      |         | not competing |
|      | 2. Jowita Pudelek  | 42:48    | 27     |          |      |         | not competing |
|      | 3. Daria Mikula  | 45:39    | 31     |          |      |         | not competing |
|      |  <b>Swedish Orienteering Federatio Sweden 2</b> |          |        |          |      |         | not competing |
|      | 1. Tuva Ostangard  | 35:37    | 10     |          |      |         | not competing |
|      | 2. Elsa Hedin  | 38:57    | 12     |          |      |         | not competing |
|      | 3. Alva Bjork  | 40:10    | 15     |          |      |         | not competing |
|      |  <b>Swiss Orienteering Switzerland 2</b>        |          |        |          |      |         | not competing |
|      | 1. Anna Gasser   | 41:37    | 30     |          |      |         | not competing |
|      | 2. Rachel Marxer   | 34:09    | 3      |          |      |         | not competing |
|      | 3. Coralie Waldner   | 36:18    | 9      |          |      |         | not competing |

Please report errors in the result list to the organiser.