


## Official results for CX80 World Cup in MTB Orienteering and U23 World MTB Orienteering Championships 2024 - Sprint

































Name: Sprint

Organiser:  Latvia

Date: 5 July 2024

Classes: [Show all](#) | [Men](#) | [Women](#)

### Men 5 900 m, 63 starting competitors

Plac	Name	Organisation	Time	Diff	Km time
1	Fabiano Bettega	 ITA	17:50		3:01
2	Jonas Maiselis	 LTU	18:09	+0:19	3:04
3	Andre Haga	 FIN	18:17	+0:27	3:05
4	Tomi Nykanen	 FIN	18:31	+0:41	3:08
5	Lauri Malsroos	 EST	18:40	+0:50	3:09
6	Vojtech Ludvik	 CZE	18:45	+0:55	3:10
7	Noah Rieder	 SUI	18:46	+0:56	3:10
8	Vojtech Stransky	 CZE	18:52	+1:02	3:11
9	Jussi Laurila	 FIN	19:05	+1:15	3:14
10	Adrian Jaeggi	 SUI	19:06	+1:16	3:14
11	Albin Demaret Joly	 FRA	19:07	+1:17	3:14
12	Jeremi Pourre	 FRA	19:08	+1:18	3:14
13	Flurin Schnyder	 SUI	19:09	+1:19	3:14
14	Martin Kanta	 CZE	19:10	+1:20	3:14
15	Krystof Bogar	 CZE	19:14	+1:24	3:15
16	Luca Dallavalle	 ITA	19:16	+1:26	3:15
17	Armel Berthaud	 FRA	19:17	+1:27	3:16
18	Jonas Vytautas Gvildys	 LTU	19:20	+1:30	3:16
19	Miika Nurmi	 FIN	19:24	+1:34	3:17
20	Augustin Leclere	 FRA	19:32	+1:42	3:18
20	Hannes Hnilica	 AUT	19:32	+1:42	3:18
22	Georg Koffler	 AUT	19:37	+1:47	3:19
23	Antoine Lesquer	 FRA	19:42	+1:52	3:20
24	Bartosz Niebielski	 POL	19:46	+1:56	3:21
25	Ignas Ambrazas	 LTU	19:52	+2:02	3:22
26	Jan Hasek	 CZE	19:56	+2:06	3:22
27	Andris Sarkсна	 LAT	19:59	+2:09	3:23
28	Sander Pritsik	 EST	20:06	+2:16	3:24
28	Joao Ferreira	 POR	20:06	+2:16	3:24
30	Silas Hotz	 SUI	20:12	+2:22	3:25
31	Martin Illig	 AUT	20:18	+2:28	3:26
32	Andreas Waldmann	 AUT	20:23	+2:33	3:27
33	Oliver Friis	 DEN	20:25	+2:35	3:27
34	Daniel Marques	 POR	20:43	+2:53	3:30
35	Martins Linde	 LAT	20:47	+2:57	3:31
36	Matyas Ludvik	 CZE	20:49	+2:59	3:31
37	Jocelin Lauret	 FRA	20:50	+3:00	3:31
38	Rasmus Nordgren	 SWE	20:51	+3:01	3:32
39	Paul Debray	FRA	20:53	+3:03	3:32
40	Damian Hyla	POL	21:00	+3:10	3:33

Plac	Name	Organisation	Time	Diff	Km time
41	Juan Sanz	ESP	21:05	+3:15	3:34
42	Aivis Zetmanis	LAT	21:12	+3:22	3:35
43	Grzegorz Nowak	POL	21:28	+3:38	3:38
44	Priit Poopuu	EST	21:38	+3:48	3:40
45	Mihkel Mahla	EST	21:43	+3:53	3:40
46	Marek Karm	EST	21:49	+3:59	3:41
46	Riccardo Rossetto	ITA	21:49	+3:59	3:41
48	Martins Mezsargs	LAT	22:04	+4:14	3:44
49	Per Haehnel	GER	22:24	+4:34	3:47
50	Patrik Svedberg	SWE	22:29	+4:39	3:48
51	Jan Moravec	CZE	22:51	+5:01	3:52
52	Ricards Bisenieks	LAT	23:02	+5:12	3:54
53	Enrique Chousa Esteban	ESP	23:14	+5:24	3:56
54	Mark Huster	GER	24:17	+6:27	4:06
55	Rokas Mickevicius	LTU	24:39	+6:49	4:10
56	Julius Juodisius	LTU	25:21	+7:31	4:17
57	Atis Heinols	LAT	25:38	+7:48	4:20
58	Imants Malina	LAT	25:45	+7:55	4:21
59	Emilis Petkevicius	LTU	27:14	+9:24	4:36
	Pasi Pyykonen	FIN	disqualified		
	Fran Cortes Martinez	ESP	disqualified		
	Antti Rissanen	FIN	disqualified		
	Andris Jubelis	LAT	did not finish		
	Jose Antonio Villar Gorriz	ESP	did not start		

## Women 5 100 m, 46 starting competitors

Plac	Name	Organisation	Time	Diff	Km time
1	Nikoline Splittorff	DEN	18:24		3:36
2	Gabriele Andrasiuniene	LTU	19:15	+0:51	3:46
3	Ruska Saarela	FIN	19:26	+1:02	3:48
4	Caecilie Christoffersen	DEN	19:41	+1:17	3:51
5	Jana Hnilica	AUT	19:42	+1:18	3:51
6	Tilda Palm	SWE	19:53	+1:29	3:53
7	Saara YliHietanen	FIN	19:58	+1:34	3:54
8	Constance Devillers	FRA	20:11	+1:47	3:57
9	Gabriella Gustafsson	SWE	20:15	+1:51	3:58
10	Celine Wellenreiter	SUI	20:16	+1:52	3:58
11	Antonia Haga	FIN	20:19	+1:55	3:59
12	Jade Boussier	FRA	20:40	+2:16	4:03
13	Silja YliHietanen	FIN	20:42	+2:18	4:03
13	Ursina Jaeggi	SUI	20:42	+2:18	4:03
15	Algirda Mickuviene	LTU	20:45	+2:21	4:04
16	Siiri Rasimus	FIN	20:53	+2:29	4:05
17	Lucie Nedomlelova	CZE	20:58	+2:34	4:06
17	Laurane Meyers	FRA	20:58	+2:34	4:06
19	Iris Aurora Pecorari	ITA	21:04	+2:40	4:07
20	Elena Yllan Ortiz	ESP	21:07	+2:43	4:08
21	Rozalie Kucharova	CZE	21:12	+2:48	4:09
22	Anna Tiderman	SWE	21:13	+2:49	4:09

Plac	Name	Organisation	Time	Diff	Km time
23	Essi Hakala	 FIN	21:14	+2:50	4:09
23	Valerie Kamererova	 CZE	21:14	+2:50	4:09
25	Karin Gustafsson	 SWE	21:15	+2:51	4:10
26	Lilou Pauly	 FRA	21:22	+2:58	4:11
27	Lou Garcin	 FRA	21:35	+3:11	4:13
28	Lou Colle	 FRA	21:48	+3:24	4:16
29	Romana Skodova	 CZE	22:01	+3:37	4:19
30	Vendula Musilova	 CZE	22:03	+3:39	4:19
31	Karolina Mickeviciute Juodisiene	 LTU	22:18	+3:54	4:22
32	Jana Luscher Alemany	 SUI	22:28	+4:04	4:24
33	Mari Linnus	 EST	22:31	+4:07	4:24
34	Eleri Hirv	 EST	22:36	+4:12	4:25
35	Agne Musajevaite	 LTU	23:04	+4:40	4:31
36	Sofia Martinez Gomez	 ESP	23:24	+5:00	4:35
37	Dina Zobena	 LAT	23:36	+5:12	4:37
38	Alba Munoz del Campo	 ESP	23:39	+5:15	4:38
39	Marii Isabel Allikberg	 EST	24:04	+5:40	4:43
40	Annija Osane	 LAT	24:18	+5:54	4:45
41	Adele Balanasa	 LAT	24:35	+6:11	4:49
42	Anke Dannowski	 GER	25:17	+6:53	4:57
43	Miren Arina Andueza	 ESP	25:52	+7:28	5:04
44	Aiga Strazdina	 LAT	26:07	+7:43	5:07
45	Urszula Wasiewicz	 POL	27:34	+9:10	5:24
	Ana Filipa Silva	 POR	mispunched		

Please report errors in the result list to the organiser.