






































Official results for Orienteering World Cup Round 2 2024 - Sprint relay
Name: Sprint relay
Organiser:  Italy
Date: 2 June 2024

Mixed 57 starting competitors

Leg 1 | Leg 2 | Leg 3 | Leg 4 | **Total**

Plac	Name	Leg time	Leg pl	Leg diff	Time	Co plac	Diff
1	 Switzerland 1				1:00:54.00		
	1. Natalia Gempferle	14:16.10	1		14:16.10	1	0
	2. Riccardo Rancan	16:18.70	21	+0:33.69	30:34.80	1	0
	3. Joey Hador	15:48.80	9	+0:30.60	46:23.60	3	+2
	4. Simona Aebersold	14:30.40	3	+0:23.60	1:00:54.00	1	-2
2	 Finland 1				1:00:58.70		+0:04.70
	1. Majja Sianoja	14:57.80	11	+0:41.70	14:57.80	11	
	2. Miika Kirmula	15:56.10	9	+0:11.09	30:53.90	3	-8
	3. Tuumas Heikkilä	15:19.00	2	+0:00.80	46:12.90	1	-2
	4. Venla Harju	14:45.80	5	+0:38.00	1:00:58.70	2	+1
3	 Czechia 1				1:00:59.60		+0:05.60
	1. Barbora Malejková	14:50.10	8	+0:34.00	14:50.10	8	
	2. Jakub Glonek	16:16.30	19	+0:31.30	31:06.40	5	-3
	3. Tomas Krivda	15:18.20	1		46:24.60	4	-1
	4. Tereza Janosikova	14:35.00	4	+0:28.20	1:00:59.60	3	-1
4	 Sweden 1				1:01:04.10		+0:10.10
	1. Alva Sonesson	14:56.00	10	+0:39.90	14:56.00	10	
	2. Emil Svensk	15:49.00	3	+0:04.00	30:45.00	2	-8
	3. Martin Regbom	15:29.70	3	+0:11.50	46:14.70	2	0
	4. Tove Alexandersson	14:49.40	6	+0:42.60	1:01:04.10	4	+2
5	 Great Britain 1				1:01:18.60		+0:24.60
	1. Grace Molloy	14:42.80	2	+0:26.70	14:42.80	2	
	2. Freddie Cairns	16:27.50	27	+0:42.50	31:10.30	8	+6
	3. Nathan Lawson	15:55.80	13	+0:37.60	47:06.10	10	+2
	4. Megan Carter Davies	14:12.50	2	+0:05.70	1:01:18.60	5	-5
6	 Norway 1				1:01:45.10		+0:51.10
	1. Victoria Haestad Bjornstad	14:48.10	4	+0:32.00	14:48.10	4	
	2. Kasper Harlem Fosser	16:26.30	26	+0:41.30	31:14.40	12	+8
	3. Eirik Langedal Brevik	15:40.80	6	+0:22.60	46:52.20	6	-6
	4. Andrine Benjaminssen	14:49.90	7	+0:43.10	1:01:45.10	6	0
7	 France 1				1:01:55.10		+1:04.09
	1.  SIMONE BOISSY	14:47.30	3	+0:31.20	14:47.30	3	
	2.  ADRIEN DELORME	16:45.00	36	+1:00.00	31:32.30	19	+16
	3.  LOUIS CAPELAN	15:32.70	4	+0:14.50	47:05.00	9	-10
	4.  CECILE CALANDRY	14:53.10	8	+0:46.30	1:01:55.10	7	-2
8	 Norway 3				1:02:22.30		+1:28.30
	1. Lene Berg Hanssen	14:59.90	13	+0:43.80	14:59.90	13	
	2. Elias Jonsson	16:13.60	17	+0:28.59	31:13.50	11	-2
	3. Tobias Alstad	15:39.60	5	+0:21.40	46:53.10	5	-6
	4. Marie Olausen	15:29.20	15	+1:22.40	1:02:22.30	8	+3
9	 Finland 2				1:02:36.30		+1:42.30
	1. Inka Nurminen	15:11.80	10	+0:55.70	15:11.80	10	
	2. Teemu Oksanen	15:50.50	5	+0:05.50	31:02.30	4	-12
	3. Akseli Ruchola	15:54.30	12	+0:36.10	46:56.60	7	+3
	4. Malju Oksanen	15:39.70	19	+1:32.90	1:02:36.30	9	+2
10	 Norway 2				1:02:54.20		+2:00.20
	1. Pia Young Vik	14:53.40	9	+0:37.30	14:53.40	9	
	2. Jorgen Baklid	16:15.50	18	+0:30.50	31:08.90	7	-2
	3. Havard Sandstad Eidemo	15:53.90	10	+0:35.70	47:02.80	8	+1
	4. Ane Dyrrkorn	15:51.40	22	+1:44.60	1:02:54.20	10	+2
11	 Denmark 2				1:03:02.10		+2:08.10
	1. Malin Agervig Kristianson	14:58.80	12	+0:42.70	14:58.80	12	
	2. Emil Oebro	16:09.40	12	+0:40.79	31:08.20	6	-6
	3. Oscar David Bromann Jensen	16:43.30	28	+1:25.10	47:51.50	18	+12
	4. Nicoline Friberg Klynsner	15:10.60	10	+1:03.80	1:03:02.10	11	-7
12	 Hungary 1				1:03:02.90		+2:08.90
	1. Viktoria Mag	16:22.70	38	+2:06.60	16:22.70	38	
	2. Zoltan Bujdosó	16:37.10	32	+0:52.09	32:59.80	34	-4
	3. Ferenc Jonas	15:56.30	14	+0:38.10	48:56.10	23	-11
	4. Rita Maramarosi	14:06.80	1		1:03:02.90	12	-11
13	 Denmark 1				1:03:19.00		+2:25.00
	1. Josefina Lind	16:35.00	23	+1:18.90	16:35.00	23	
	2. Andreas Bock Bjørnsen	15:51.80	6	+0:08.79	31:26.80	14	-9
	3. Jacob Steinhilf	16:19.60	22	+1:01.40	47:46.40	15	+1
	4. Ida Agervig Kristianson	15:32.60	17	+1:25.80	1:03:19.00	13	-2
14	 Sweden 2				1:03:20.30		+2:26.30
	1. Karolin Ohlsson	14:48.50	5	+0:32.40	14:48.50	5	
	2. Jonatan Gustafsson	16:36.10	31	+0:51.09	31:24.60	13	+8
	3. Gustav Runefors	16:23.60	24	+1:05.40	47:48.20	16	+3
	4. Tilda Johansson	15:32.10	16	+1:25.30	1:03:20.30	14	-2
15	 Switzerland 2				1:03:33.00		+2:39.00
	1. Paula Gross	15:01.40	14	+0:45.30	15:01.40	14	
	2. Timo Pölöska	16:25.80	25	+0:40.79	31:27.20	15	+1
	3. Timo Suter	15:53.90	10	+0:35.70	47:21.10	11	-4
	4. Deborah Stadler	16:11.90	24	+2:05.10	1:03:33.00	15	+4
16	 Switzerland 3				1:03:47.60		+2:53.60
	1. Martina Ruch	15:53.40	30	+1:37.30	15:53.40	30	
	2. Fabian Aebersold	15:52.20	7	+0:07.19	31:45.60	24	-6
	3. Florian Attinger	15:47.10	8	+0:28.90	47:32.70	13	-11
	4. Ines Berger	16:14.90	26	+2:08.10	1:03:47.60	16	+3
17	 Sweden 4				1:03:48.60		+2:54.60
	1. Emma Bjessmo	15:50.20	27	+1:34.10	15:50.20	27	
	2. Max Peter Beijner	16:13.80	16	+0:26.30	32:04.00	26	+1
	3. Axel Emlind	15:58.40	15	+0:40.20	48:01.90	20	-8
	4. Frida Wikström	15:46.70	20	+1:39.90	1:03:48.60	17	-3
18	 Great Britain 2				1:04:18.30		+3:24.30
	1. Charlotte Ward	15:51.30	29	+1:35.20	15:51.30	29	
	2. Peter Hodgkinson	17:02.50	40	+1:17.50	32:53.80	33	+4
	3. Jonathan Crickmore	16:06.70	17	+0:48.50	49:00.50	25	-8
	4. Fiona Bunn	15:17.80	12	+1:11.00	1:04:18.30	18	-7
19	 Austria 1				1:04:33.60		+3:39.60
	1. Anna Groell	15:20.00	19	+1:03.90	15:20.00	19	
	2. Mathias Peter	16:09.40	12	+0:24.40	31:29.40	18	-1
	3. Jannis Bornek	16:03.90	16	+0:45.70	47:33.30	14	-4
	4. Ylvi Kastner	17:00.30	34	+2:53.50	1:04:33.60	19	+5
20	 Italy 1				1:04:34.70		+3:40.70
	1. Caterina Dallera	15:19.10	18	+1:03.00	15:19.10	18	
	2. Francesco Mariani	16:09.30	11	+0:24.30	31:28.40	16	-2
	3. Mattia Debertolis	16:22.20	23	+1:04.00	47:50.60	17	+1
	4. Maddalena De Biasi	16:44.10	32	+2:37.30	1:04:34.70	20	+3
21	 Finland 4				1:04:54.30		+4:00.30
	1. Veera Klemetinen	15:26.90	20	+1:10.80	15:26.90	20	
	2. Asro Aho	16:29.40	29	+0:44.40	31:56.30	26	+6
	3. Sampo Saarikko	17:23.00	35	+1:52.40	49:19.70	27	+1
	4. Marika Teini	15:35.00	18	+1:28.20	1:04:54.30	21	-6
22	 Czechia 2				1:05:05.80		+4:11.80
	1. Jana Peterova	15:30.40	21	+1:14.30	15:30.40	21	
	2. Jonas Hubacek	16:31.70	30	+0:46.69	32:02.10	27	+6
	3. Daniel Vandas	16:12.30	20	+0:54.10	48:14.40	21	-6
	4. Denisa Kosova	16:51.40	33	+2:44.60	1:05:05.80	22	+1
23	 Spain 1				1:05:06.00		+4:12.00
	1. Maria Prieto	16:23.20	39	+2:07.10	16:23.20	39	
	2. Pablo Ferrando	16:59.50	39	+1:14.50	33:22.70	35	-4
	3. Alvaro Casado	16:33.50	26	+0:15.30	49:56.20	32	-3
	4. Ana Isabel Toledo	15:09.80	9	+1:03.00	1:05:06.00	23	-9
24	 Spain 2				1:05:06.50		+4:12.50
	1. Nerea Gonzalez	15:15.00	17	+0:58.90	15:15.00	17	
	2. David Rojas	18:16.59	49	+2:31.60	33:31.60	38	+21
	3. Gonzalo Ferrando	16:19.00	21	+1:00.80	49:50.60	31	-7
	4. Ana Camarasa	15:15.90	11	+1:09.09	1:05:06.50	24	-7
25	 Mixed				1:05:07.50		+4:13.50
	1. Rachel Brown	15:55.10	31	+1:39.00	15:55.10	31	
	2. Peter Molloy	16:42.20	35	+0:57.19	32:37.30	30	-1
	3. Isak Jonsson	17:10.59	33	+1:52.40	49:47.90	30	0
	4. Cecile Andersen	15:19.60	13	+1:12.80	1:05:07.50	25	-5
26	 Finland 3				1:05:08.10		+4:14.10
	1. Inari Karpainen	15:33.40	22	+1:17.30	15:33.40	22	
	2. Touko Seppa	16:07.40	10	+0:22.40	31:40.80	21	-1
	3. Aarni Ronkainen	17:36.80	59	+2:18.60	49:17.60	26	+5
	4. Aino Mankari	15:50.50	21	+1:43.70	1:05:08.10	26	0
27	 France 2				1:05:09.80		+4:15.80
	1.  ILLIJA BAISSÉ	14:49.90	7	+0:33.80	14:49.90	7	
	2.  MATTHIAS BARROS VALLET	16:21.20	22	+0:36.19	31:11.10	9	+2
	3.  QUENTIN ANDRIEU	17:47.20	41	+2:29.00	48:58.30	24	+15
	4.  ALIX VILLAR	16:11.50	23	+2:04.70	1:05:09.80	27	+3
28	 New Zealand 1				1:05:24.00		+4:30.00
	1. Laura Robertson	15:03.10	15	+0:47.00	15:03.10	15	
	2. Joseph Lynch	16:09.70	14	+0:24.69	31:12.80	10	-5
	3. Tim Robertson	16:10.70	19	+0:52.50	47:23.50	12	+2
	4. Briana Steven	18:00.50	39	+3:53.70	1:05:24.00	28	+16
29	 Czechia 3				1:05:47.20		+4:53.20
	1. Jana Pekarova	15:55.50	33	+1:39.40	15:55.50	33	
	2. Martin Roudny	15:49.30	4	+0:04.29	31:44.80	22	-11